

2017-18 TENNESSEE STATE MEN'S BASKETBALL

2017-18 GAME NOTES

2017-18 SCHEDULE ▶▶

Overall: 8-10 | OVC: 3-4 | Home: 5-3 | Away: 3-7 | Neutral: 0-0

▶ NOVEMBER (4-2)

| | | | |
|----|-------------------|---------------------|---------------|
| 10 | at (#4/3) Kansas | ESPNU | L, 92-56 |
| 13 | REINHARDT | OVC Digital Network | W, 92-53 |
| 18 | (RV/NR) MTSU | OVC Digital Network | L, 75-65 |
| 21 | CANISIUS | OVC Digital Network | W, 60-52 |
| 25 | at Kennesaw State | ESPN3 | W, 77-74 (OT) |
| 28 | FSK | OVC Digital Network | W, 67-53 |

▶ DECEMBER (1-6)

| | | | |
|----|-------------------------|---------------------|---------------|
| 2 | LIPSCOMB | OVC Digital Network | L, 95-86 (OT) |
| 12 | at Alabama State | | W, 64-45 |
| 15 | at North Carolina A&T | | L, 64-54 |
| 18 | at (RV/RV) Texas | ESPN2 | L, 47-46 |
| 21 | at (#16) Purdue | Big Ten Network | L, 97-48 |
| 28 | at UT Martin * | CBS Sports Network | L, 63-60 (OT) |
| 31 | at Southeast Missouri * | OVC Digital Network | L, 77-65 |

▶ JANUARY (3-2)

| | | | |
|----|-----------------------|---------------------|---------------|
| 4 | JACKSONVILLE STATE * | OVC Digital Network | W, 67-60 |
| 6 | TENNESSEE TECH * | OVC Digital Network | L, 87-81 (OT) |
| 11 | at Eastern Illinois * | CBS Sports Network | W, 69-65 |
| 13 | at SIUE * | OVC Digital Network | L, 82-79 |
| 18 | AUSTIN PEAY * | OVC Digital Network | W, 70-56 |
| 20 | MURRAY STATE * | OVC Digital Network | 7:30 p.m. |
| 25 | SIUE * | OVC Digital Network | 7:30 p.m. |
| 27 | EASTERN ILLINOIS * | OVC Digital Network | 7:30 p.m. |

▶ FEBRUARY (0-0)

| | | | |
|----|-------------------------|---------------------|-------------|
| 1 | at Morehead State * | OVC Digital Network | 6:30 p.m. |
| 3 | at Eastern Kentucky * | OVC Digital Network | 6 p.m. |
| 8 | BELMONT * | OVC Digital Network | 7:30 p.m. |
| 10 | at Jacksonville State * | OVC Digital Network | 7 p.m. |
| 15 | MOREHEAD STATE * | OVC Digital Network | 7:30 p.m. |
| 17 | EASTERN KENTUCKY * | OVC Digital Network | 7:30 p.m. |
| 22 | at Tennessee Tech * | OVC Digital Network | 7:30 p.m. |
| 24 | at Belmont * | SINCLAIR MYTV30 | 5 p.m. |
| 28 | OVC 1st Round^ | OVC Digital Network | 6 or 8 p.m. |

▶ MARCH (0-0)

| | | | |
|---|------------------------|---------------------|-------------|
| 1 | OVC Quarterfinals^ | OVC Digital Network | 6 or 8 p.m. |
| 2 | OVC Semifinals^ | ESPNU | 7 or 9 p.m. |
| 3 | OVC Championship Game^ | ESPN2 | 7 p.m. |

ALL GAMES CENTRAL STANDARD TIME | HOME GAMES ALL CAPS

* OVC Regular Season Game | ^ Ford Center (Evansville, Ind.)

CONNECT WITH TSU ATHLETICS ▶▶

#BigBlueRising



TWITTER

@TSU_Tigers
@TSUTigersMBB



INSTAGRAM

@TSUTigers
@TSUTigersMBB



FACEBOOK

/TSUTigers



YOUTUBE

/TNSStateTigers



SNAPCHAT

@TSU_Tigers

MBB Contact: Gavin Nevill
Athletic Media Relations Office
3500 John Merritt Blvd.
Nashville, TN 37209
Email: TNevill@tnstate.edu
Phone: (629) 202-1091
Cell: (610) 442-3431

THE MATCHUP ▶▶



TENNESSEE STATE TIGERS

8-10 (3-4 OVC)

▶ Head Coach: Dana Ford (4th Season, Illinois State '06)

▶ STATISTICAL LEADERS

▶ Points: Delano Spencer (15.2 ppg)

▶ Rebounds: Christian Mekowulu (8.2 rpg)

▶ Assists: Armani Chaney (3.6 apg)



MURRAY STATE RACERS

13-5 (5-2 OVC)

▶ Head Coach: Matt McMahon (3rd Season, Appalachian St. '00)

▶ STATISTICAL LEADERS

▶ Points: Jonathan Stark (19.5 ppg)

▶ Rebounds: Terrell Miller, Jr. (8.1 rpg)

▶ Assists: Ja Morant (6.5 apg)

GAME INFORMATION ▶▶

THE BASICS: January 20, 2018 ▶ Nashville, Tenn. ▶ Gentry Center ▶ 7:30 p.m.

VIDEO: OVC Digital Network ▶ John Freeman on the call

TSU RADIO: 102.1 The Ville ▶ Greg Pogue (play-by-play) and Albert Dawson (analysis) on the call

LIVE STATS: Statbroadcast.com

QUICK HITTERS ▶▶

▶ Coming off a win over previously first-place Austin Peay, TSU looks to take down Murray State on Saturday.

▶ Last time out, TSU limited Austin Peay to 30.6 percent shooting in a 70-56 victory at the Gentry Center on Thursday night.

▶ The Tigers are 5-3 at home this season and 28-19 under fourth-year Head Coach Dana Ford.

▶ Over the last three games, TSU has had at least four players score in double figures.

▶ Tennessee State is 17-52 in the all-time series versus Murray State. Under Dana Ford, TSU is 1-2 against the Racers.

▶ Last season against the Racers on the road, TSU was handed a 92-83 loss despite 19 points and 16 rebounds from Wayne Martin.

▶ In Murray State's last trip to the Gentry Center on Jan. 16, 2016, Tahjere McCall's layup with 2.5 seconds left proved to be the difference in a 73-71 TSU victory.

PLAYER TO WATCH ▶▶



#14 - DARREON REDDICK ▶▶

▶ Averaging 7.6 points per game overall and 10.9 in Ohio Valley Conference play

▶ Four-consecutive games with 10 or more points

▶ In the last four games, averaging 12.8 points, shooting 48.4 percent from the floor (50.0 percent from 3-point range)

▶ TSU's active leading scorer with 811 career points

TENNESSEE STATE PROBABLE STARTERS ▶▶



ARMANI CHANEY

5-10 | 165 | Jr. | G
Chicago, Ill.

| | |
|------|------|
| PPG | 6.9 |
| RPG | 3.3 |
| APG | 3.6 |
| MINS | 27.9 |



DELANO SPENCER

6-3 | 200 | Sr. | G
Atlanta, Ga.

| | |
|------|------|
| PPG | 15.2 |
| RPG | 3.1 |
| APG | 1.4 |
| MINS | 32.4 |



KEN'DARRIUS HAMILTON

6-9 | 245 | Sr. | F/C
Montgomery, Ala.

| | |
|------|------|
| PPG | 9.1 |
| RPG | 4.1 |
| APG | 0.6 |
| MINS | 23.5 |



DARREON REDDICK

6-4 | 195 | Sr. | G
Belleville, Ill.

| | |
|------|------|
| PPG | 7.6 |
| RPG | 2.5 |
| APG | 1.8 |
| MINS | 26.9 |



CHRISTIAN MEKOWULU

6-9 | 245 | R-Jr. | F
Lagos, Nigeria

| | |
|------|------|
| PPG | 12.2 |
| RPG | 8.2 |
| APG | 0.7 |
| MINS | 29.4 |

**2017-18 NUMERICAL ROSTER ▶▶**

| # | NAME | POS. | HT. | WT. | CL. - YR. | HOMETOWN (PREVIOUS SCHOOL) |
|----|--------------------------|------|------|-----|-------------|---|
| 0 | Armani Chaney | G | 5-10 | 165 | Jr. - 3rd | Chicago, Ill. (St. Rita HS) |
| 1 | Delano Spencer | G | 6-3 | 200 | Sr. - 2nd | Atlanta, Ga. (Coffeyville CC) |
| 2 | Kamar McKnight | G | 6-4 | 205 | R-So. - 1st | Toronto, Ont. (Georgia Highlands College) |
| *3 | Donte Fitzpatrick-Dorsey | G | 6-4 | 191 | Jr. - 1st | Memphis, Tenn. (Ole Miss) |
| 4 | Ken'Darrius Hamilton | F/C | 6-9 | 255 | Sr. - 2nd | Montgomery, Ala. (Meridian CC) |
| 5 | David Morris | G | 6-1 | 175 | Fr. - 1st | Erie, Pa. (Strong Vincent HS) |
| 10 | Tripp Davis | G | 6-3 | 175 | R-So. - 3rd | Nashville, Tenn. (Lighthouse Christian HS) |
| 12 | Hampus Ahlin | F | 6-6 | 215 | Jr. - 1st | Stockholm, Sweden (Monroe College) |
| 13 | Samson Oyediran | F | 6-7 | 208 | R-Jr. - 3rd | London, England (Ancilla JC) |
| 14 | Darreon Reddick | G | 6-4 | 202 | Sr. - 4th | Belleville, Ill. (Belleville East HS) |
| 21 | Christian Mekowulu | F | 6-9 | 245 | R-Jr. - 4th | Lagos, Nigeria (Covenant Christian HS (Ga)) |
| 22 | Daniel Cummings | G/F | 6-5 | 220 | R-Fr. - 2nd | Toronto, Ont. (Orangeville Prep) |
| 23 | Dajion Henderson | F | 6-7 | 270 | Jr. - 1st | Los Angeles, Calif. (EC-College Compton Center) |
| 30 | Stokley Chaffee Jr. | F | 6-8 | 215 | Jr. - 1st | Oakland, Calif. (Las Positas College) |
| 34 | Jalen Duke | G | 6-5 | 213 | R-So. - 3rd | Nashville, Tenn. (Martin Luther King HS) |

* Sitting out the 2017-18 season per NCAA Transfer Rules

2017-18 ALPHABETICAL ROSTER ▶▶

| # | NAME | POS. | HT. | WT. | CL. - YR. | HOMETOWN (PREVIOUS SCHOOL) |
|----|--------------------------|------|------|-----|-------------|---|
| 12 | Hampus Ahlin | F | 6-6 | 215 | Jr. - 1st | Stockholm, Sweden (Monroe College) |
| 30 | Stokley Chaffee Jr. | F | 6-8 | 215 | Jr. - 1st | Oakland, Calif. (Las Positas College) |
| 0 | Armani Chaney | G | 5-10 | 165 | Jr. - 3rd | Chicago, Ill. (St. Rita HS) |
| 22 | Daniel Cummings | G/F | 6-5 | 220 | R-Fr. - 2nd | Toronto, Ont. (Orangeville Prep) |
| 10 | Tripp Davis | G | 6-3 | 175 | R-So. - 3rd | Nashville, Tenn. (Lighthouse Christian HS) |
| 34 | Jalen Duke | G | 6-5 | 213 | R-So. - 3rd | Nashville, Tenn. (Martin Luther King HS) |
| *3 | Donte Fitzpatrick-Dorsey | G | 6-4 | 191 | Jr. - 1st | Memphis, Tenn. (Ole Miss) |
| 4 | Ken'Darrius Hamilton | F/C | 6-9 | 255 | Sr. - 2nd | Montgomery, Ala. (Meridian CC) |
| 23 | Dajion Henderson | F | 6-7 | 270 | Jr. - 1st | Los Angeles, Calif. (EC-College Compton Center) |
| 2 | Kamar McKnight | G | 6-4 | 205 | R-So. - 1st | Toronto, Ont. (Georgia Highlands College) |
| 21 | Christian Mekowulu | F | 6-9 | 245 | R-Jr. - 4th | Lagos, Nigeria (Covenant Christian HS (Ga)) |
| 5 | David Morris | G | 6-1 | 175 | Fr. - 1st | Erie, Pa. (Strong Vincent HS) |
| 13 | Samson Oyediran | F | 6-7 | 208 | R-Jr. - 3rd | London, England (Ancilla JC) |
| 14 | Darreon Reddick | G | 6-4 | 202 | Sr. - 4th | Belleville, Ill. (Belleville East HS) |
| 1 | Delano Spencer | G | 6-3 | 200 | Sr. - 2nd | Atlanta, Ga. (Coffeyville CC) |

* Sitting out the 2017-18 season per NCAA Transfer Rules

2017-18 STAFF ▶▶

| | |
|--------------------------------|--|
| Head Coach: | Dana Ford (4th Season, Illinois State '06) |
| Associate Head Coach: | Randy Peele (4th Season, Virginia Wesleyan '80) |
| Assistant Coaches: | Rodney Hamilton (6th Season, Georgia State '98) Pierre Jordan (4th Season, Florida State '11) |
| Director of Operations: | Janna Eichelberger (4th Season, IUPUI '12) |
| Video Coordinator: | Matt Richardson (1st Season, Tennessee '14) |
| Strength & Conditioning Coach: | Tersoo Uhaa (2nd Season, Furman '12) |
| Athletic Trainer: | Christina Carroll (2nd Season, Wingate '08) |

2017-18 ROSTER BY CLASS ▶▶**SENIORS (3)**

| | | |
|-----|----------------------|------------------|
| #1 | Delano Spencer | Atlanta, Ga. |
| #4 | Ken'Darrius Hamilton | Montgomery, Ala. |
| #14 | Darreon Reddick | Belleville, Ill. |

JUNIORS (7)

| | | |
|-----|--------------------------|---------------------|
| #0 | Armani Chaney | Chicago, Ill. |
| #3 | Donte Fitzpatrick-Dorsey | Memphis, Tenn. |
| #12 | Hampus Ahlin | Stockholm, Sweden |
| #13 | Samson Oyediran | London, England |
| #21 | Christian Mekowulu | Lagos, Nigeria |
| #23 | Dajion Henderson | Los Angeles, Calif. |
| #30 | Stokley Chaffee Jr. | Oakland, Calif. |

SOPHOMORES (3)

| | | |
|-----|----------------|------------------|
| #2 | Kamar McKnight | Toronto, Ontario |
| #10 | Tripp Davis | Nashville, Tenn. |
| #34 | Jalen Duke | Nashville, Tenn. |

FRESHMEN (2)

| | | |
|-----|-----------------|------------------|
| #5 | David Morris | Erie, Pa. |
| #22 | Daniel Cummings | Toronto, Ontario |

PRONUNCIATION GUIDE ▶▶

| ## | NAME | PRONUNCIATION |
|------|----------------------|--------------------|
| #1 | Delano Spencer | DELL-in-o |
| #2 | Kamar McKnight | ka-MAR |
| #4 | Ken'Darrius Hamilton | ken-DARE-ee-iss |
| #12 | Hampus Ahlin | oo-LEEN |
| #13 | Samson Oyediran | oh-YAY-der-in |
| #14 | Darreon Reddick | DARE-e-on RED-ick |
| #21 | Christian Mekowulu | mek-oh-WUU-luu |
| #23 | Dajion Henderson | DAY-jon |
| #30 | Stokley Chaffee Jr. | STOKE-Lee CHAFF-ee |
| AC | Randy Peele | PEEL |
| DOBO | Janna Eichelberger | EYE-kuhl-berger |
| S&C | Tersoo Uhaa | TESS-o UU-ha |

INSIDE THE MATCHUP ▶▶

AT A GLANCE ▶▶

- ▶ TSU is 17-52 in the all-time series versus Murray State.
- ▶ TSU had lost five in a row to Murray State before a 73-71 win by the Tigers on Jan. 16, 2016 at the Gentry Center.
- ▶ In last year's meeting between the two sides in Murray, Ky., the Tigers suffered a 92-83 loss to the Racers.

BY THE NUMBERS ▶▶



8-10

67.0

68.7

.420

.427

.338

.355

.730

32.6

-3.2

10.8

15.1

7.8

3.2

RECORD

PPG

OPP. PPG

FG %

OPP. FG %

3-PT %

OPP. 3-PT %

FT %

REBS/GAME

REBS +/-

AST/GAME

TO/GAME

STL/GAME

BLK/GAME



13-5

80.8

66.4

.488

.407

.385

.332

.736

37.9

+6.8

15.3

11.9

6.4

3.6

ALL-TIME SERIES ▶▶



VS



TSU'S RECORD

| | |
|----------------------------------|------------------------------------|
| ALL-TIME SERIES | 17-52 |
| SINCE FORD BEGAN IN '14-15 | 1-2 |
| SERIES STREAK | MSU 1W |
| FIRST MEETING | 1983, AT MURRAY ST., L, 68-65 (OT) |

RECENT MEETINGS

| DATE | LOCATION | W/L | SCORE |
|----------|------------------|-----|-------|
| 2/9/13 | Murray, Ky. | L | 48-69 |
| 2/8/14 | Nashville, Tenn. | L | 73-65 |
| 1/17/15 | Murray, Ky. | L | 92-71 |
| 1/16/16 | Nashville, Tenn. | W | 73-71 |
| 12/31/16 | Murray, Ky. | L | 92-83 |

TENNESSEE STATE NEWS AND NOTES ▶▶

LAST TIME OUT

- ▶ TSU topped previously first-place Austin Peay by a 70-56 final score on Thursday night at the Gentry Center.
- ▶ The Tigers shot 50 percent from the floor and limited the Govs to 30.6 percent.
- ▶ **Kamar McKnight** led four Tigers in double figures with 13 points.
- ▶ After missing the first half due to an allergic reaction, **Delano Spencer** provided a lift off the bench with 11 second-half points.
- ▶ The score was tied at 28-28 at the half before the Tigers pulled away by outscoring the Govs, 42-28, in the second half.

LAST SEASON VERSUS MURRAY STATE

- ▶ A big second half by Murray State doomed TSU in last season's 92-83 loss to the Racers at the CFSB Center in Murray, Ky. The Racers outscored TSU by a 57-40 margin in the final 20 minutes.
- ▶ TSU had five players score in double figures led by **Wayne Martin** with 19 points and 16 rebounds.
- ▶ The Tigers outrebounded the Racers, 38-34, and shot 46.0 percent from the floor, but could not overcome 16 turnovers on the offensive end.

TURNING UP THE PRESSURE

- ▶ In OVC play, TSU forced 20-plus turnovers in back-to-back games versus EIU (22 on Jan. 11) and SIUE (24 on Jan. 13).
- ▶ TSU has forced 20-plus turnovers four times this season.
- ▶ TSU ranks 17th nationally in turnovers forced (16.7 per game) and 35th in steals per game (7.8).

CLOSE CALLS

- ▶ Tennessee State's four overtime games are tied with Elon, Marist and Texas for the most in the nation this season.
- ▶ TSU also had its Dec. 18 regulation time game versus Texas decided by one point in a 47-46 loss.
- ▶ Four of TSU's OVC games have been decided by four or fewer points or in overtime.
- ▶ In TSU's first seven OVC games, there have been 51 ties (7.3 per game) and 73 lead changes (10.4 per game).
- ▶ The 13 lead changes in the win over Jacksonville St. were

the most in a TSU game this season.

20-POINT GAMES

- ▶ On Jan. 6 versus Tennessee Tech, **Delano Spencer** and **Christian Mekowulu** scored 20 points apiece.
- ▶ It was the first time TSU had two players score 20 points in the same game since Nov. 19, 2016 when **Jordan Reed** scored 23 points and **Wayne Martin** finished with 22 points in a win at Middle Tennessee.
- ▶ Four different players (**Darreon Reddick**, **Delano Spencer**, **Christian Mekowulu** and **Armani Chaney**) have posted 20 or more points in a game this season.

GET BUCKETS

- ▶ Senior guard **Delano Spencer** has scored in double figures in 16 of TSU's 18 games this season.
- ▶ Of his double-digit scoring efforts, eight were 15 or more points.
- ▶ Spencer has upped his average from 8.4 points per game in 2016-17 to 15.2 this season.

SHARING THE SCORING LOAD

- ▶ So far this season, six different Tigers have scored in double figures - **Delano Spencer** (16x), **Darreon Reddick** (8x), **Armani Chaney** (4x), **Kamar McKnight** (10x), **Ken'Darius Hamilton** (8x) and **Christian Mekowulu** (11x).
- ▶ TSU currently has three players averaging 9.1 or more points per game (Spencer, Mekowulu and Hamilton).

TSU AT THE GENTRY CENTER

- ▶ TSU is 28-19 at the Gentry Center under fourth-year Head Coach Dana Ford.
- ▶ So far this season, the Tigers are 5-3 at the Gentry Center.

SMOTHERING DEFENSE - 20 POINTS OR FEWER IN A HALF

- ▶ This season, TSU held Canisius to 17 points in the second half on Nov. 21 and Alabama State to 16 second-half points on Dec. 12.
- ▶ TSU has held an opponent to 20 or fewer points in a half 16 times in Head Coach **Dana Ford**'s four seasons.
- ▶ 2014-15 Season - 1 Time
- ▶ 2015-16 Season - 6 Times

- ▶ 2016-17 Season - 7 Times
- ▶ 2017-18 Season - 2 Times

MEKOWULU'S JUMP

- ▶ Redshirt junior **Christian Mekowulu** is averaging career highs for points (12.2 ppg) and rebounds (8.2 rpg).
- ▶ Last season as a redshirt sophomore after missing the 2015-16 season, Mekowulu put up 4.6 points and 3.7 rebounds per game.
- ▶ Mekowulu, who has a 7'3" wingspan, has four double-doubles this season and was OVC Player of the Week on Dec. 4.
- ▶ He has posted single game career highs for points (26), rebounds (18) and blocks (4) this season.
- ▶ Mekowulu is the only OVC player with two games with 15-plus rebounds this season.













SEE THE 3. BE THE 3.

- ▶ TSU made 14 three-pointers on Nov. 13, 2017 versus Reinhardt - the most in a game in the **Dana Ford** era. The previous most under Ford was 11 at Tennessee on (12/27/14).
- ▶ The Tigers are averaging 7.8 made three-pointers per game this season, which puts them on pace for more than 200 made threes for the first time since the 2012-13 season.

LAST TWO SEASONS AT TSU

- ▶ The last two seasons, the Tigers went 37-24 (.607 winning percentage) - 20-11 in '15-16; 17-13 in '16-17
- ▶ It was the ninth time with back-to-back winning seasons since moving to D1 prior to 1977-78.
- ▶ The 37 wins are tied for the third most in a two-year span in TSU's D1 era and tied for the third most among OVC schools in that stretch.
- ▶ In the two years prior, TSU went a combined 10-51 (.164 winning percentage) - 5-25 in '13-14; 5-26 in '14-15

WINS AMONG OVC SINCE '15-16 ▶▶

| | SCHOOL | '15-16 | '16-17 | '17-18 | 3-YEAR |
|-----|--|-----------|-----------|----------|-----------|
| 1. |  Belmont | 20 | 23 | 14 | 57 |
| 2. |  UT Martin | 20 | 22 | 6 | 48 |
| 3. |  Murray St. | 17 | 16 | 13 | 46 |
| 4. |  TSU | 20 | 17 | 8 | 45 |
| 5. |  Tennessee Tech | 19 | 12 | 13 | 44 |
| 6. |  Morehead St. | 23 | 14 | 5 | 42 |
| |  Jacksonville St. | 8 | 20 | 14 | 42 |
| 8. |  Austin Peay | 18 | 11 | 10 | 39 |
| 9. |  Eastern Kentucky | 15 | 12 | 8 | 35 |
| 10. |  Eastern Illinois | 13 | 14 | 7 | 34 |
| 11. |  SEMO | 5 | 15 | 9 | 30 |
| 12. |  SIUE | 6 | 6 | 7 | 19 |

BUILDING A PROGRAM ▶▶

▶ At Head Coach Dana Ford's introductory press conference on April 21, 2014, he promised his teams would "defend with our hair on fire and rebound like mad men."

▶ That has laid the foundation for the growth of the program that has seen TSU improve its defense as the Big Blue faithful has taken notice with increased attendance at home games.

| YEAR | W-L | OPP PPG | FG% DEFENSE | REB MARGIN | HOME ATTEND |
|---------|-------|-------------------|-------------------|-------------------|---------------------|
| 2014-15 | 5-26 | 68.1 (8th in OVC) | .427 (4th in OVC) | -3.1 (9th in OVC) | 1,337 (12th in OVC) |
| 2015-16 | 20-11 | 68.8 (2nd) | .413 (1st) | +2.6 (2nd) | 2,500 (4th) |
| 2016-17 | 17-13 | 67.7 (1st) | .407 (1st) | +4.6 (2nd) | 2,627 (3rd) |

" The only thing that I can definitely promise is we're going to defend with our hair on fire, and we're going to rebound like mad men. **"**

DANA FORD ▶▶

**INTERNATIONAL APPEAL ▶▶**

▶ TSU features five international players on this year's roster hailing from four different countries (Canada, Nigeria, England and Sweden)

**CANADA**

Daniel Cummings - R-Fr. - Toronto, Ont.
Kamar McKnight - R-So. - Toronto, Ont.

**ENGLAND**

Samson Oyediran - R-Jr. - London

**NIGERIA**

Christian Mekowulu - R-Jr. - Lagos

**SWEDEN**

Hampus Ahlin - Jr. - Stockholm

▶ TSU had three international players on the roster in each of the last three seasons

▶ The last time TSU did not have an international player was during the 2009-10 season.

TSU IN THE NBA ▶▶**◀◀ ROBERT COVINGTON**

▶ TSU has had 13 former players compete in an NBA game

▶ Robert Covington is currently in year four with the Philadelphia 76ers after one year with the Houston Rockets

▶ Covington earned '10 OVC All-Newcomer Team, '11&'12 All-OVC First Team and '13 All-OVC Second Team

▶ Notable former Tigers are Anthony Mason, Carlos Rogers, Dick "Skull" Barnett, Ted "Hound" McClain, Lloyd Neal & Leonard "Truck" Robinson

CLOSE CALLS VS. HIGH MAJORS ▶▶

▶ Tennessee State has given a number of high major programs a scare during Head Coach Dana Ford's tenure.

12/29/15 - AT TENNESSEE - L, 74-69

▶ TSU held a 43-36 halftime lead

▶ The Tigers led for 28:19 of the 40 minutes



12/10/16 - AT NC STATE - L, 67-55 (OT)

▶ TSU led by eight with 15:13 left in the second half

▶ The Tigers led for 26:50 of the 45 minutes



12/19/16 - AT #5/4 DUKE - L, 65-55

▶ TSU led by five with 6:47 left in the first half

▶ TSU had a two-point lead with 14:15 left in the game

▶ Tigers held Duke to 28% shooting in the first half



12/18/17 - AT RV/RV - TEXAS - L, 47-46

▶ Texas scored a jumper with 9.2 seconds left for the win

▶ TSU held Texas to 35.3 percent shooting



▶ Tennessee State's last win over a high major came on Nov. 20, 2011 - a 64-63 win at South Carolina.

ABOUT TSU ▶▶

**TENNESSEE
STATE UNIVERSITY**

▶ TSU is the only NCAA Division I HBCU that competes outside of the MEAC or SWAC

▶ Of the four D-1 schools in Nashville (TSU, Belmont, Lipscomb and Vanderbilt), TSU is the only public university

▶ Notable alumni include

Oprah Winfrey

Anthony Mason (NBA)

Dick Barnett (NBA)

Dominique Rodgers-Comartie (NFL) - Active with the NY Giants

Ed "Too Tall" Jones (NFL)

Anthony Levine (NFL) - Active with the Baltimore Ravens

Richard Dent (NFL)

Wilma Rudolph (Track)

CONSECUTIVE GAMES WITH A 3 ▶▶

803

▶ TSU has made a three-pointer in ^^^ consecutive games

▶ Last time TSU didn't make a 3 was Dec. 29, 1990 at Colorado, going 0-for-16 in a 124-86 loss.

▶ The streak dates back 26 years and is the longest active streak in the OVC.

▶ On the streak, TSU has shot 5,357-for-15,772 (33.9 percent) on three-pointers

TOP MEASURABLES ▶▶**◀◀ CHRISTIAN MEKOWULU**

| CATEGORY | PLAYER | ## |
|---------------------|----------------------|---------|
| ▶ Standing Verticle | Stokley Chaffee Jr. | 35.5" |
| | David Morris | 32.75" |
| ▶ 2-Step Verticle | Stokley Chaffee Jr. | 43" |
| | David Morris | 42.75" |
| ▶ Bench Press | Christian Mekowulu | 295 lbs |
| | Kamar McKnight | 250 lbs |
| ▶ Wingspan | Christian Mekowulu | 7'3" |
| | Ken'Darrius Hamilton | 7'1" |

EARNING THEIR DEGREES ▶▶



- ▶ Dana Ford was formally introduced as TSU's Head Coach on April 21, 2014.
- ▶ Since then, 12 former TSU men's basketball players have earned their degrees from the institution.

DANA FORD'S PLACE IN TSU HISTORY ▶▶

- ▶ Tennessee State has had nine permanent head coaches since making the jump to Division I prior to the 1977-78 season.
- ▶ Below are Ford's rankings in career winning percentage and career wins at the Division I level.



▶ CAREER WINNING PERCENTAGE (DIVISION I)


| COACH | WIN% | GAMES | YEARS |
|-----------------------------------|-------------|------------|------------|
| 1. Ed Martin * ('77-'85) | .565 | 191 | 7+ |
| 2. DANA FORD ('14-present) | .455 | 110 | 4TH |
| 3. John Cooper ('09-'12) | .453 | 95 | 3 |
| Frankie Allen ('91-'00) | .453 | 254 | 9 |
| 5. Larry Reid ('85-'89) | .396 | 111 | 4 |

▶ CAREER WINS (DIVISION I)

| COACH | WINS | GAMES | YEARS |
|-----------------------------------|-----------|------------|------------|
| 1. Frankie Allen ('91-'00) | 115 | 254 | 9 |
| 2. Ed Martin * ('77-'85) | 108 | 191 | 7+ |
| 3. Cy Alexander ('03-'09) | 67 | 174 | 6 |
| 4. DANA FORD ('14-present) | 50 | 110 | 4TH |
| 5. Larry Reid ('85-'89) | 44 | 111 | 4 |

* Numbers reflect Ed Martin's time at TSU while the program competed at the NCAA Division I level.
Martin's complete record at TSU was 290-169 (.632 winning percentage).

HISTORIC TURNAROUND IN '15-16 ▶▶



TSU
+15
■ '14-15 WINS
□ '15-16 WINS

- ▶ Tennessee State posted one of the biggest single-season turnarounds in NCAA history in 2015-16
- ▶ After going 5-26 in 2014-15, the Tigers went 20-11 in 2015-16
- ▶ The improvement of 15.0 games was tied with Little Rock for the best in nation in 2015-16
- ▶ The NCAA Division I record for biggest turnaround in a season was set by Towson in 2012-13 when the team improved by 17.5 games from the previous season
- ▶ The 15-game spike was tied for the second-best win total improvement from one year to next for TSU. The school record is 17, going from nine wins in the first season in 1944-45 to 26 wins in 1945-46

SIGNING CLASS ▶▶



AUSTIN JOHNSON

6-8 | Forward | Atlanta, Ga. | Wheeler High School

- ▶ Senior at Wheeler High School in Georgia, one of the top programs in the country
- ▶ Wheeler High School, which won the state title in 2015, has produced NBA talents including Shareef Abdur-Rahim, Jaylen Brown, JJ Hickson and DeQuan Jones
- ▶ As a junior, Johnson helped Wheeler go 21-9 and earn a place in the quarterfinals of the 6A GHSA State Tournament
- ▶ Played on the AAU circuit for Game Elite
- ▶ Averaged 16.9 points, 7.0 rebounds and 3.0 assists per game for Game Elite



KENYON DULING

6-2 | Guard | Chicago, Ill. | Morgan Park High School

- ▶ Senior guard at Morgan Park High School in Illinois, playing for Head Coach Nick Irvin
- ▶ Helped lead Morgan Park to the 3A State Championship in Illinois as a junior in 2016-17, the program's third state championship in the last five years under Irvin
- ▶ Morgan Park finished as the runner-up in the City Championship Game for Chicago in 2017
- ▶ Played on the AAU circuit for Caron Butler Elite
- ▶ Helped guide team to the Adidas Championship in South Carolina, averaging 20 points, six rebounds and six assists per game during the AAU season

LAST TWO SEASONS AT TSU ▶▶

- ▶ The last two seasons, the Tigers went 37-24 (.607 winning percentage) - 20-11 in '15-16; 17-13 in '16-17
- ▶ It was the ninth time with back-to-back winning seasons since moving to D1 prior to 1977-78.
- ▶ The 37 wins are tied for the third most in a two-year span in TSU's D1 era and tied for the third most among OVC schools in that stretch.
- ▶ In the two years prior, TSU went a combined 10-51 (.164 winning percentage) - 5-25 in '13-14; 5-26 in '14-15
- ▶ Tennessee State received one vote in the AP Top 25 poll on Nov. 21, 2016 and two votes in the AP Top 25 poll on Nov. 28, 2016.

#TSUIN THE PROS ▶▶



TAHJERE MCCALL

Currently Playing for the Long Island Nets
(NBA G-League)

- ▶ TSU has a number of former players playing professionally.
- ▶ Since Ford took over prior to the 2014-15 season, TSU has produced five pros.

- ▶ **TAHJERE MCCALL** ▶ Currently Team: Long Island Nets (NBA G-League)
- ▶ Signed with the Brooklyn Nets in 2017
- ▶ Played for TSU: 2015-17

- ▶ **KERON DeSHIELDS** ▶ Currently Team: JP-Auto JKSE (Hungary)
- ▶ Played 2016-17 for Latina Basket (Italy)
- ▶ Played for TSU: 2015-16

- ▶ **WAYNE MARTIN** ▶ Currently Team: Sigal Prishtina (Kosovo)
- ▶ Played for TSU: 2015-17

- ▶ **XAVIER RICHARDS** ▶ Currently Team: Cambelen (Dominican Republic)
- ▶ Played for TSU: 2014-16

- ▶ **JORDAN REED** ▶ Currently Team: KB Trepça (Kosovo)
- ▶ Played for TSU: 2016-17

**OVC PRESEASON INFORMATION ▶▶****COACHES/SIDs POLL ▶▶**

| | |
|---------------------------|------------|
| 1. Belmont (18) | 235 |
| 2. Jacksonville State (3) | 213 |
| 3. Murray State (3) | 212 |
| 4. Eastern Kentucky | 139 |
| 5. Tennessee Tech | 137 |
| 6. Eastern Illinois | 135 |
| 7. TENNESSEE STATE | 125 |
| 8. UT Martin | 114 |
| 9. Morehead State | 89 |
| 10. Southeast Missouri | 82 |
| 11. Austin Peay | 63 |
| 12. SIUE | 40 |

(First Place Votes)

MEDIA POLL ▶▶

| | |
|-------------------------------|-----------|
| 1. Belmont (8) | 148 |
| 2. Murray State (1) | 138 |
| 3. Jacksonville State (2) | 132 |
| 4. TENNESSEE STATE (1) | 95 |
| 5. Eastern Kentucky (1) | 91 |
| 6. UT Martin | 82 |
| 7. Tennessee Tech | 80 |
| 8. Eastern Illinois | 79 |
| 9. Morehead State | 59 |
| 10. Austin Peay | 48 |
| 11. Southeast Missouri | 36 |
| 12. SIUE | 26 |

(First Place Votes)

OHIO VALLEY CONFERENCE INFORMATION ▶▶**2017-18 STANDINGS**

| School | OVC | Pct. | Overall | Pct. |
|------------------------|------------|--------------|-------------|--------------|
| Belmont | 6-1 | 0.857 | 14-6 | 0.700 |
| Murray State | 5-2 | 0.714 | 13-5 | 0.722 |
| Jacksonville State | 5-2 | 0.714 | 14-6 | 0.700 |
| Tennessee Tech | 5-2 | 0.714 | 13-7 | 0.650 |
| Austin Peay | 5-2 | 0.714 | 10-9 | 0.526 |
| TENNESSEE STATE | 3-4 | 0.429 | 8-10 | 0.444 |
| Southeast Missouri | 3-4 | 0.429 | 9-11 | 0.450 |
| Eastern Illinois | 3-4 | 0.429 | 7-11 | 0.389 |
| SIUE | 3-4 | 0.429 | 7-11 | 0.389 |
| Eastern Kentucky | 2-5 | 0.286 | 8-12 | 0.400 |
| UT Martin | 1-6 | 0.143 | 6-14 | 0.300 |
| Morehead State | 1-6 | 0.143 | 5-13 | 0.278 |

TSU'S OVC RANKINGS ▶▶**SCORING DEFENSE** - 5th - 68.7**FIELD GOAL PERCENTAGE DEFENSE** - 3rd - 42.7 percent**STEALS PER GAME** - 2nd - 7.8 spg**TURNOVER MARGIN** - 1st - +1.56 tpg**3-POINT FG MADE** - 4th - 8.0 pgp**DELANO SPENCER****SCORING** - 9th - 15.2 ppg**FT PERCENTAGE** - T-1st - 90.0 percent**3-POINT FG MADE** - 3rd - 2.9 per game**MINUTES PLAYED** - 8th - 32.4 per game**CHRISTIAN MEKOWULU****REBOUNDING** - 4th - 8.2 rpg**BLOCKS** - T-2nd - 1.5 bpg**FG PERCENTAGE** - 8th - 53.5 percent**OFFENSIVE REBOUNDS** - T-5th - 2.5 rpg**DEFENSIVE REBOUNDS** - 5th - 5.7 rpg**TSU'S OVC WEEKLY HONORS ▶▶****CHRISTIAN MEKOWULU** - OVC Player of the Week - 12/4/17**QUICK FACTS ▶▶****TENNESSEE STATE UNIVERSITY**

| | |
|----------------------|-----------------------------|
| Location | Nashville, Tenn. |
| Founded | 1912 |
| Enrollment | 9,165 |
| Nickname | Tigers |
| Colors | Reflex Blue and White |
| National Affiliation | NCAA Division I |
| Conference | Ohio Valley Conference(OVC) |
| Athletic Website | TSUTigers.com |
| University Website | TNState.edu |
| President | Dr. Glenda Baskin Glover |
| Athletics Director | Teresa Phillips |

GENTRY CENTER

| | |
|------------------|---------|
| First Season | 1980-81 |
| Current Capacity | 9,100 |

2016-17 RECORD

| | |
|------------|----------------------------|
| Record | 17-13 8-8 OVC |
| Postseason | OVC Tournament First Round |

2017-18 OUTLOOK

| | |
|-------------------------|---------------------|
| Returns/Lettermen Lost | 9/6 |
| Starters Returning/Lost | 2/3 |
| Returning Points | 1,000/2,134 (46.9%) |
| Returning Assists | 131/339 (38.6%) |
| Returning Rebounds | 481/1,118 (43.0%) |
| Returning Minutes | 3,234/6,100 (53.0%) |

MEN'S BASKETBALL HISTORY

| | |
|----------------------------------|------------------------------|
| First Season | 1944-45 |
| OVC Regular Season Championships | (2) 1993 & 1995 |
| OVC Tournament Record | (12-25) 27 appearances |
| OVC Tournament Championships | (2) 1993 & 1994 |
| D-1 NCAA Tournament Record | (0-2) last in 1994 |
| National Championships | (3) NAIA - 1957, 1958 & 1959 |
| 20 Win Seasons | 22 |
| 30 Win Seasons | 3 |
| Undefeated Seasons | (1) 1949 |

GAME-BY-GAME LEADERS ▶▶

| Date | Opponent | Points | Rebounds | Assists | Outcome |
|--------------|-----------------------------------|---------------------------------|-----------------------------|---------------------|---------------|
| 11/10 | at Kansas | Reddick (20) | Mekowulu (7) | McKnight (2) | L, 92-56 |
| 11/13 | REINHARDT | Spencer (22) | Mekowulu (9) | Davis (4) | W, 92-53 |
| 11/18 | MIDDLE TENNESSEE | Chaney (14) | Mekowulu (8) | Chaney (4) | L, 75-65 |
| 11/21 | CANISIUS | Hamilton (19) | Hamilton (8) | Chaney (8) | W, 60-52 |
| 11/25 | at Kennesaw State | Chaney (20) | Mekowulu (7) | Chaney (7) | W, 77-74 (OT) |
| 11/28 | FISK | Mekowulu (16) | Mekowulu (18) | Chaney (3) | W, 67-53 |
| 12/2 | LIPSCOMB | Mekowulu (26) | Mekowulu (15) | Chaney/Reddick (4) | L, 95-86 (OT) |
| 12/12 | at Alabama State | Mekowulu/McKnight (14) | Mekowulu (10) | Chaney (3) | W, 64-45 |
| 12/15 | at North Carolina A&T | Spencer (17) | Mekowulu (9) | Mekowulu (3) | L, 64-54 |
| 12/18 | at Texas | Mekowulu (15) | Mekowulu (11) | Mekowulu (2) | L, 47-46 |
| 12/21 | at Purdue | Spencer (13) | Chaney/Mekowulu (4) | Chaney (5) | L, 97-48 |
| 12/28 | at UT Martin * | Hamilton (12) | Mekowulu/Chaffee Jr. (9) | Reddick (7) | L, 63-60 (OT) |
| 12/31 | at Southeast Missouri * | Spencer (17) | Chaney/Hamilton (4) | McKnight (2) | L, 77-65 |
| 1/4 | JACKSONVILLE STATE * | Spencer (20) | Mekowulu (9) | Chaney (6) | W, 67-60 |
| 1/6 | TENNESSEE TECH * | Spencer/Mekowulu (20) | Hamilton/Spencer/Reddick(7) | Chaney (5) | L, 87-81 (OT) |
| 1/11 | at Eastern Illinois * | Spencer, Reddick, McKnight (12) | Mekowulu (8) | Chaney (4) | W, 69-65 |
| 1/13 | at SIUE * | Mekowulu (24) | Mekowulu (6) | McKnight (6) | L, 82-79 |
| 1/18 | AUSTIN PEAY * | McKnight (13) | Chaffee Jr. (8) | McKnight/Chaney (3) | W, 70-56 |
| 1/20 | MURRAY STATE * | | | | |
| 1/25 | SIUE * | | | | |
| 1/27 | EASTERN ILLINOIS * | | | | |
| 2/1 | at Morehead State * | | | | |
| 2/3 | at Eastern Kentucky * | | | | |
| 2/8 | BELMONT * | | | | |
| 2/10 | at Jacksonville State * | | | | |
| 2/15 | MOREHEAD STATE * | | | | |
| 2/17 | EASTERN KENTUCKY * | | | | |
| 2/22 | at Tennessee Tech * | | | | |
| 2/24 | at Belmont * | | | | |
| 2/28-3/3 | Ohio Valley Conference Tournament | | | | |

HOME GAMES CAPS AND BOLD

* Ohio Valley Conference Regular Season Game

& OVC Tournament at the Ford Center - Evansville, Ind.

**LEADS, DEFICITS, ETC. ▶▶**

| Date | Opponent | TSU's Largest Lead | TSU's Largest Deficit | Time Led | Time Trailed | Time Tied | Ties | Lead Changes | Rebounds TSU/OPP (+/-) | Paint PTS TSU/OPP (+/-) | 2nd Chance PTS TSU/OPP (+/-) | Bench PTS TSU/OPP (+/-) | Outcome |
|------------|-------------------------|--------------------|-----------------------|----------|--------------|-----------|------|--------------|------------------------|-------------------------|------------------------------|-------------------------|---------------|
| 11/10 | at Kansas | 2 (1st - 19:40) | 40 (2nd - 14:23) | 0:25 | 39:15 | 0:20 | 0 | 1 | 23/45 (-22) | 18/46 (-28) | 8/8 (-) | 26/21 (+5) | L, 92-56 |
| 11/13 | REINHARDT | 41 (2nd - 1:11) | NONE | 39:29 | 0:00 | 0:31 | 0 | 0 | 48/32 (+16) | 40/10 (+30) | 18/4 (+14) | 50/19 (+31) | W, 92-53 |
| 11/18 | MIDDLE TENNESSEE | 3 (1st - 18:23) | 20 (2nd - 10:16) | 0:37 | 37:46 | 1:37 | 0 | 1 | 34/33 (+1) | 24/18 (+6) | 14/8 (+6) | 12/23 (-11) | L, 75-65 |
| 11/21 | CANISIUS | 11 (2nd - 1:41) | 11 (2nd -18:21) | 16:22 | 20:18 | 3:20 | 6 | 6 | 26/30 (-4) | 24/18 (+6) | 2/8 (-6) | 5/17 (-12) | W, 60-52 |
| 11/25 | at Kennesaw State | 16 (1st - 9:19) | 5 (2nd - 8:56) | 28:50 | 11:26 | 4:44 | 9 | 8 | 33/40 (-7) | 22/18 (+4) | 4/6 (-2) | 16/23 (-7) | W, 77-74 (OT) |
| 11/28 | FISK | 16 (2nd - 12:56) | NONE | 38:46 | 0:00 | 1:14 | 0 | 0 | 52/34 (+18) | 28/10 (+18) | 8/2 (+6) | 25/24 (+1) | W, 67-53 |
| 12/2 | LIPSCOMB | 6 (2nd - 16:03) | 11 (1st - 9:51) | 5:54 | 35:26 | 3:40 | 4 | 2 | 39/33 (+6) | 40/26 (+14) | 18/7 (+11) | 22/37 (-15) | L, 95-86 (OT) |
| 12/12 | at Alabama State | 20 (2nd - 1:07) | 6 (1st - 14:03) | 30:52 | 6:43 | 2:25 | 3 | 2 | 33/36 (-3) | 12/0 (+12) | 7/6 (+1) | 18/19 (-1) | W, 64-45 |
| 12/15 | at North Carolina A&T | 7 (1st - 14:18) | 12 (2nd - 0:19) | 17:05 | 21:17 | 1:38 | 3 | 5 | 30/39 (-9) | 26/28 (-2) | 10/10 (-) | 0/25 (-25) | L, 64-54 |
| 12/18 | at Texas | 7 (1st - 8:26) | 7 (2nd - 3:58) | 16:46 | 17:30 | 5:44 | 4 | 10 | 30/29 (+1) | 18/24 (-6) | 10/8 (+2) | 8/6 (+2) | L, 47-46 |
| 12/21 | at Purdue | 1 (1st - 18:23) | 49 (2nd - 3:19) | 1:08 | 38:19 | 0:33 | 1 | 2 | 26/38 (-12) | 6/24 (-18) | 3/8 (-5) | 21/32 (-11) | L, 97-48 |
| 12/28 | at UT Martin * | 12 (1st - 9:03) | 8 (1st - 15:23) | 18:51 | 18:19 | 7:43 | 9 | 12 | 39/42 (-3) | 18/34 (-16) | 10/13 (-3) | 25/10 (+15) | L, 63-60 (OT) |
| 12/31 | at Southeast Missouri * | 9 (1st - 13:13) | 24 (2nd - 6:18) | 12:55 | 23:20 | 3:45 | 4 | 3 | 27/39 (-12) | 24/18 (+6) | 4/9 (-5) | 17/11 (+6) | L, 77-65 |
| 1/4 | JACKSONVILLE STATE * | 7 (1st - 14:28) | 5 (1st - 1:28) | 16:18 | 15:32 | 8:10 | 9 | 13 | 25/33 (-8) | 28/20 (+8) | 5/6 (-1) | 9/34 (-25) | W, 67-60 |
| 1/6 | TENNESSEE TECH * | 9 (1st - 16:20) | 13 (2nd - 12:04) | 24:58 | 16:10 | 3:52 | 9 | 9 | 37/36 (+1) | 28/22 (+6) | 14/9 (+5) | 15/5 (+10) | L, 87-81 (OT) |
| 1/11 | at Eastern Illinois * | 4 (2nd - 0:01) | 11 (1st - 12:54) | 5:44 | 27:31 | 6:45 | 8 | 11 | 31/37 (-6) | 19/16 (+3) | 11/9 (+2) | 16/14 (+2) | W, 69-65 |
| 1/13 | at SIUE * | 10 (1st - 14:08) | 9 (1st - 6:18) | 16:13 | 19:51 | 3:56 | 7 | 14 | 24/32 (-8) | 38/30 (+8) | 14/7 (+7) | 15/36 (-21) | L, 82-79 |
| 1/18 | AUSTIN PEAY * | 17 (2nd, 2:28) | 7 (1st - 7:09) | 24:52 | 11:24 | 3:44 | 5 | 11 | 30/37 (-7) | 18/26 (-8) | 5/12 (-7) | 22/7 (+15) | W, 70-56 |
| 1/20 | MURRAY STATE * | | | | | | | | | | | | |
| 1/25 | SIUE * | | | | | | | | | | | | |
| 1/27 | EASTERN ILLINOIS * | | | | | | | | | | | | |
| 2/1 | at Morehead State * | | | | | | | | | | | | |
| 2/3 | at Eastern Kentucky * | | | | | | | | | | | | |
| 2/8 | BELMONT * | | | | | | | | | | | | |
| 2/10 | at Jacksonville State * | | | | | | | | | | | | |
| 2/15 | MOREHEAD STATE * | | | | | | | | | | | | |
| 2/17 | EASTERN KENTUCKY * | | | | | | | | | | | | |
| 2/22 | at Tennessee Tech * | | | | | | | | | | | | |
| 2/24 | at Belmont * | | | | | | | | | | | | |
| 2/28 - 3/3 | OVC Tournament | | | | | | | | | | | | |

STARTERS ▶▶

| Date | Opponent | Guard | Guard | Guard | Guard/Forward | Forward | Outcome |
|------------|-----------------------------------|----------|----------|----------|---------------|----------|---------------|
| 11/10 | at Kansas | Chaney | Reddick | Cummings | Reid | Mekowulu | L, 92-56 |
| 11/13 | REINHARDT | Chaney | Reddick | Spencer | Cummings | Mekowulu | W, 92-53 |
| 11/18 | MIDDLE TENNESSEE | Chaney | Reddick | Spencer | Hamilton | Mekowulu | L, 75-65 |
| 11/21 | CANISIUS | Chaney | Reddick | Spencer | Hamilton | Mekowulu | W, 60-52 |
| 11/25 | at Kennesaw State | Chaney | Reddick | Spencer | Hamilton | Mekowulu | W, 77-74 (OT) |
| 11/28 | FISK | Chaney | Reddick | Spencer | Hamilton | Mekowulu | W, 67-53 |
| 12/2 | LIPSCOMB | Chaney | Reddick | Spencer | Hamilton | Mekowulu | L, 95-86 (OT) |
| 12/12 | at Alabama State | McKnight | Spencer | Cummings | Hamilton | Mekowulu | W, 64-45 |
| 12/15 | at North Carolina A&T | Chaney | McKnight | Spencer | Hamilton | Mekowulu | L, 65-54 |
| 12/18 | at Texas | Chaney | McKnight | Spencer | Hamilton | Mekowulu | L, 47-46 |
| 12/21 | at Purdue | Chaney | McKnight | Spencer | Cummings | Hamilton | L, 97-48 |
| 12/28 | at UT Martin * | Chaney | Spencer | Ahlin | Hamilton | Mekowulu | L, 63-60 (OT) |
| 12/31 | at Southeast Missouri * | Chaney | Reddick | Spencer | Hamilton | Mekowulu | L, 77-65 |
| 1/4 | JACKSONVILLE STATE * | Chaney | Reddick | Spencer | Hamilton | Mekowulu | W, 67-60 |
| 1/6 | TENNESSEE TECH * | Chaney | Reddick | Spencer | Hamilton | Mekowulu | L, 87-81 (OT) |
| 1/11 | at Eastern Illinois * | Chaney | Reddick | Spencer | Hamilton | Mekowulu | W, 69-65 |
| 1/13 | at SIUE * | Chaney | Reddick | Spencer | Hamilton | Mekowulu | L, 82-79 |
| 1/18 | AUSTIN PEAY * | Chaney | Reddick | McKnight | Hamilton | Mekowulu | W, 70-56 |
| 1/20 | MURRAY STATE * | | | | | | |
| 1/25 | SIUE * | | | | | | |
| 1/27 | EASTERN ILLINOIS * | | | | | | |
| 2/1 | at Morehead State * | | | | | | |
| 2/3 | at Eastern Kentucky * | | | | | | |
| 2/8 | BELMONT * | | | | | | |
| 2/10 | at Jacksonville State * | | | | | | |
| 2/15 | MOREHEAD STATE * | | | | | | |
| 2/17 | EASTERN KENTUCKY * | | | | | | |
| 2/22 | at Tennessee Tech * | | | | | | |
| 2/24 | at Belmont * | | | | | | |
| 2/28 - 3/3 | Ohio Valley Conference Tournament | | | | | | |

LINEUP RECORDS ▶▶

| | |
|--|-----|
| 1. Chaney, Reddick, Cummings, Reid, Mekowulu | 0-1 |
| 2. Chaney, Reddick, Spencer, Cummings, Mekowulu | 1-0 |
| 3. Chaney, Reddick, Spencer, Hamilton, Mekowulu | 5-5 |
| 4. McKnight, Spencer, Cummings, Hamilton, Mekowulu | 1-0 |
| 5. Chaney, McKnight, Spencer, Hamilton, Mekowulu | 0-2 |
| 6. Chaney, McKnight, Spencer, Cummings, Hamilton | 0-1 |
| 7. Chaney, Spencer, Ahlin, Hamilton, Mekowulu | 0-1 |
| 8. Chaney, Reddick, McKnight, Hamilton, Mekowulu | 1-0 |

RECORD VS. '17-18 OPPONENTS ▶▶

| | | | | | |
|------------------------------|---------------|----------------------|---------------------------------|---------------|----------------------|
| VENUE | '17-18 | Ford's Career | OVERTIME | '17-18 | Ford's Career |
| Overall | 8-10 | 50-60 | One Overtime | 1-3 | 1-7 |
| Home | 5-3 | 28-19 | Double Overtime | 0-0 | 1-1 |
| Away | 3-7 | 18-38 | Triple Overtime | 0-0 | 0-0 |
| Neutral | 0-0 | 4-3 | | | |
| | | | MONTH | '17-18 | Ford's Career |
| HALFTIME | '17-18 | Ford's Career | November | 4-2 | 16-10 |
| When TSU leads at halftime | 4-2 | 38-14 | December | 1-6 | 10-18 |
| When TSU trails at halftime | 2-8 | 9-44 | January | 3-2 | 15-15 |
| When TSU is tied at halftime | 2-0 | 3-2 | February | 0-0 | 9-14 |
| | | | March | 0-0 | 0-3 |
| | | | | | |
| SCORING OFFENSE | '17-18 | Ford's Career | REBOUNDS | '17-18 | Ford's Career |
| When TSU scores 100+ points | 0-0 | 0-0 | When TSU leads in rebounds | 2-4 | 38-17 |
| When TSU scores 90-99 points | 1-0 | 4-1 | When opponent leads in rebounds | 6-6 | 10-39 |
| When TSU scores 80-89 points | 0-2 | 6-6 | When game ends tied in rebounds | 0-0 | 2-4 |
| When TSU scores 70-79 points | 2-1 | 20-11 | | | |
| When TSU scores 60-69 points | 5-3 | 18-14 | ASSISTS | '17-18 | Ford's Career |
| When TSU scores 50-59 points | 0-2 | 1-19 | When TSU leads in assists | 2-1 | 24-8 |
| When TSU scores 40-49 points | 0-2 | 1-7 | When opponent leads in assists | 6-9 | 24-50 |
| When TSU scores 30-39 points | 0-0 | 0-2 | When game ends tied in assists | 0-0 | 2-2 |
| | | | | | |
| SCORING DEFENSE | '17-18 | Ford's Career | BLOCKS | '17-18 | Ford's Career |
| When TSU allows 100+ points | 0-0 | 0-1 | When TSU leads in blocks | 7-2 | 35-17 |
| When TSU allows 90-99 points | 0-3 | 1-7 | When opponent leads in blocks | 1-8 | 7-36 |
| When TSU allows 80-89 points | 0-2 | 1-9 | When game ends tied in blocks | 0-0 | 8-7 |
| When TSU allows 70-79 points | 1-2 | 8-18 | | | |
| When TSU allows 60-69 points | 2-2 | 18-21 | | | |
| When TSU allows 50-59 points | 4-0 | 16-2 | | | |
| When TSU allows 40-49 points | 1-1 | 6-2 | | | |
| When TSU allows 30-39 points | 0-0 | 0-0 | | | |

| OPPONENT | IN '17-18 | UNDER FORD | ALL-TIME |
|--------------------|-----------|------------|----------|
| Alabama St. | 1-0 | 2-0 | 20-9 |
| Austin Peay | 1-0 | 3-2 | 30-46 |
| Belmont | 0-0 | 1-5 | 11-17 |
| Canisius | 1-0 | 2-0 | 3-0 |
| Eastern Illinois | 1-0 | 2-2 | 28-23 |
| Eastern Kentucky | 0-0 | 3-3 | 28-33 |
| Fisk | 1-0 | 2-0 | 17-3 |
| Jacksonville St. | 1-0 | 4-3 | 18-13 |
| Kansas | 0-1 | 0-1 | 0-2 |
| Kennesaw St. | 1-0 | 3-1 | 4-1 |
| Lipscomb | 0-1 | 2-2 | 3-4 |
| Middle Tennessee | 0-1 | 1-3 | 17-39 |
| Morehead St. | 0-0 | 2-4 | 32-37 |
| Murray St. | 0-0 | 1-2 | 17-52 |
| North Carolina A&T | 0-1 | 0-1 | 10-14 |
| Purdue | 0-1 | 0-1 | 0-1 |
| Reinhardt | 1-0 | 4-0 | 4-0 |
| SIU Edwardsville | 0-1 | 2-2 | 7-2 |
| Southeast Missouri | 0-1 | 2-3 | 25-21 |
| Tennessee Tech | 0-1 | 3-4 | 32-33 |
| Texas | 0-1 | 0-1 | 0-2 |
| UT Martin | 0-1 | 1-3 | 33-26 |

TSU IN THE POLLS ▶▶

| | PRE | 11/13 | 11/20 | 11/27 | 12/4 | 12/11 | 12/18 | 12/25 | 1/1 | 1/8 | 1/15 |
|-----------|-----|-------|-------|-------|------|-------|-------|-------|-----|-----|------|
| AP | NR | NR | NR | NR | NR | NR | NR | NR | NR | NR | NR |
| USA Today | NR | NR | NR | NR | NR | NR | NR | NR | NR | NR | NR |
| Mid-Major | NR | NR | NR | NR | NR | NR | NR | NR | NR | NR | NR |
| RPI | -- | -- | -- | -- | 147 | 182 | 220 | 174 | 235 | 228 | 224 |

TOP 25 POLLS (TSU'S 2017-18 OPPONENTS IN BOLD) ▶▶

AP TOP 25 (1/15/18) ►►

| | TEAM | RECORD | POINTS |
|----|-------------------|-------------|--------------|
| 1 | Villanova (63) | 16-1 | 1,623 |
| 2 | Virginia (1) | 16-1 | 1,527 |
| 3 | Purdue (1) | 17-2 | 1,411 |
| 4 | Oklahoma | 14-2 | 1,371 |
| 5 | Duke | 15-2 | 1,319 |
| 6 | West Virginia | 15-2 | 1,304 |
| 7 | Wichita State | 15-2 | 1,283 |
| 8 | Texas Tech | 15-2 | 1,276 |
| 9 | Michigan State | 16-3 | 1,062 |
| 10 | Kansas | 14-3 | 1,032 |
| 11 | Xavier | 16-3 | 928 |
| 12 | Cincinnati | 15-2 | 858 |
| 13 | Gonzaga | 16-3 | 829 |
| 14 | Arizona | 14-4 | 723 |
| 15 | North Carolina | 14-4 | 666 |
| 16 | Arizona State | 14-3 | 639 |
| 17 | Auburn | 16-1 | 523 |
| 18 | Kentucky | 14-3 | 487 |
| 19 | Seton Hall | 15-3 | 455 |
| 20 | Clemson | 15-2 | 444 |
| 21 | Tennessee | 12-4 | 358 |
| 22 | Ohio State | 15-4 | 276 |
| 23 | Michigan | 15-4 | 233 |
| 24 | TCU | 13-4 | 196 |
| 25 | Miami | 13-3 | 143 |

Others receiving votes: Creighton 56, Rhode Island 39, Florida State 25, Nevada 23, Saint Mary's 19, New Mexico State 4, Louisville 2, Florida 1

USA TODAY COACHES POLL (1/15/18) ▶▶

| | TEAM | RECORD | POINTS |
|----|-------------------|-------------|------------|
| 1 | Villanova (31) | 16-1 | 798 |
| 2 | Virginia | 16-1 | 757 |
| 3 | Purdue (1) | 17-2 | 678 |
| 4 | Wichita State | 15-2 | 664 |
| 5 | Duke | 15-2 | 638 |
| 6 | Oklahoma | 14-2 | 632 |
| 7 | West Virginia | 15-2 | 624 |
| 8 | Texas Tech | 15-2 | 607 |
| 9 | Michigan State | 16-3 | 513 |
| 10 | Kansas | 14-3 | 501 |
| 11 | Cincinnati | 15-2 | 446 |
| 12 | Xavier | 16-3 | 442 |
| 13 | Gonzaga | 16-3 | 414 |
| 14 | North Carolina | 14-4 | 298 |
| 14 | Arizona State | 14-3 | 298 |
| 16 | Kentucky | 14-3 | 272 |
| 17 | Arizona | 14-4 | 271 |
| 18 | Clemson | 15-2 | 242 |
| 19 | Seton Hall | 15-3 | 239 |
| 20 | Auburn | 16-1 | 213 |
| 21 | Tennessee | 12-4 | 187 |
| 22 | Ohio State | 15-4 | 109 |
| 23 | Miami | 13-3 | 108 |
| 24 | Michigan | 15-4 | 107 |
| 25 | TCU | 13-4 | 103 |

Others receiving votes: Creighton 77, Saint Mary's 43, Florida State 34, Nevada 23, Notre Dame 18, Rhode Island 16, Boise State 7, UCLA 5, Florida 5, Baylor 4, New Mexico State 2, Oklahoma State 2, **Middle Tennessee 2**, Louisiana 1

MID-MAJOR TOP 25 (1/15/18) ▶▶

| | TEAM | RECORD | POINTS | PREVIOUS | CONF. |
|-----|---------------------|-------------|-----------|-----------|--------------------|
| 1. | Gonzaga (27) | 16-3 | 771 | 1 | West Coast |
| 2. | Saint Mary's (4) | 17-2 | 748 | 2 | West Coast |
| 3. | New Mexico State | 15-3 | 682 | 3 | WAC |
| 4. | Louisiana | 15-3 | 670 | 4 | Sun Belt |
| 5. | ETSU | 14-4 | 605 | 5 | Southern |
| 6. | South Dakota State | 16-5 | 595 | 7 | Summit |
| 7. | BYU | 15-4 | 577 | 8 | West Coast |
| 8. | Furman | 13-5 | 490 | 6 | Southern |
| 9. | Loyola Chicago | 14-4 | 487 | 12 | MVC |
| 10. | Stephen F. Austin | 15-3 | 423 | 11 | Southland |
| 11. | South Dakota | 15-5 | 417 | 14 | Summit |
| 12. | Missouri State | 14-5 | 389 | 9 | MVC |
| 13. | Wofford | 12-5 | 350 | 17 | Southern |
| 14. | Georgia Southern | 14-5 | 346 | 22 | Sun Belt |
| 15. | Charleston | 12-6 | 297 | 10 | Colonial |
| 16. | Vermont | 13-5 | 256 | 21 | America East |
| 17. | Towson | 13-6 | 254 | 13 | Colonial |
| 18. | UC Santa Barbara | 12-5 | 215 | 15 | Big West |
| 19. | Buffalo | 12-5 | 188 | 25 | MAC |
| 20. | UNC Greensboro | 12-5 | 182 | 18 | Southern |
| 21. | Albany | 14-5 | 169 | 23 | America East |
| 22. | San Diego | 13-5 | 130 | 19 | West Coast |
| 23. | Murray State | 13-4 | 98 | 20 | Ohio Valley |
| 24. | Montana | 13-5 | 87 | NR | Big Sky |
| 25. | Wright State | 13-5 | 74 | NR | Horizon |

OTHERS RECEIVING VOTES: Drake 72, Northern Kentucky 60, Utah Valley 59, **Belmont 50**, Grand Canyon 45, UT Arlington 44, Toledo 37, Cal State Fullerton 33, Georgia State 23, Western Michigan 22, Evansville 15, Seattle 14, Penn 15, Akron 13, Bucknell 11, Northeastern 11, William & Mary 11, **Jacksonville State 9**, Lamar 9, Idaho 8, FGCU 6, Portland State 6, **Austin Peay 5**, Bowling Green 6, Ball State 5, Hawaii 2, Iona 2, Texas State 2, Boston University 1, Bethune Cookman 1, Hartford 1, Nicholls State 1.

**LAST TIME IT HAPPENED FOR TENNESSEE STATE ▶▶**

TSU won back-to-back gamesat Kennesaw State (11/25/17), vs. Fisk (11/28/17)

TSU lost back-to-back games at UT Martin (12/28/17), at Southeast Missouri (12/31/17)

TSU played a multi-overtime game.....vs. Ball State (3/15/16), L, 78-73 (20T)

TSU won an overtime gameat Kennesaw State (11/25/17), W, 77-74 (OT)

TSU lost an overtime gamevs. Tennessee Tech (1/6/18), L, 87-81 (OT)

TSU scored 100+ points in a game.....FISK (12/15/13), W, 108-85

TSU allowed 100+ points in a gameat Belmont (1/24/16), L, 103-95

TSU scored 90-99 points in a gamevs. Reinhardt (11/13/17), W, 92-53

TSU allowed 90-99 points in a gameat #4/3 Kansas (11/10/17), L, 92-56

TSU won a game on a neutral sitevs. Northern Arizona (11/11/16), W, 69-65

TSU won by 20-29 pointsat SIUE (1/25/17), W, 76-56

TSU won by 30 or more points.....vs. Reinhardt (11/13/17), W, 92-53

TSU lost by 20 or more points.....at #16 Purdue (12/21/17), L, 97-48

a TSU player had a double-double.....at RV/RV - Texas (12/18/17), Christian Mekowulu - 15 p, 11 r

two TSU players had double-doubles.....at Canisius (11/23/16), Wayne Martin - 14 p, 14 r; Jordan Reed - 13 p, 11 r

three TSU players had double-doubles.....at Lipscomb (12/3/16), W. Martin - 16 p, 12 r; J. Reed - 11 p, 14 r; T. McCall - 10 p, 11 r

two TSU players with 20-29 points.....vs. Tennessee Tech (1/6/18), Delano Spencer 20; Christian Mekowulu 20

two TSU players with 30+ pointsat Belmont (1/24/16), Keron DeShields 33 p; Tahjere McCall 32 p

four TSU players scored 10 or more pointsvs. Austin Peay (1/18/18)

.....Kamar McKnight 13, Darreon Reddick 12, Delano Spencer 11, Armani Chaney 10

five TSU players scored 10 or more points.....at Eastern Illinois (1/11/18)

.....D. Spencer 12, D. Reddick 12, K. McKnight 12, K. Hamilton 11, C. Mekowulu 10

six TSU players scored 10 points or moreat Lipscomb (12/3/16)

.....W. Martin 16 p, K. Hamilton 13 p, J. Reed 11 p, T. McCall 10 p, D. Reddick 10 p, C. Mekowulu 10 p

multiple TSU players had 10 or more reboundsat Lipscomb (12/3/16), J. Reed 14 r, W. Martin 12 r, T. McCall 11 r

a TSU player had 20-29 pointsvs. Jacksonville State (1/4/18), Delano Spencer and Christian Mekowulu, 20

a TSU player had 30 or more pointsKeron DeShields, at Tennessee Tech (1/28/16), 37

a TSU player had back-to-back 30+ point games.....Keron DeShields, at Belmont (1/24/16), 33; at Tennessee Tech (1/28/16), 37

a TSU player had back-to-back 40+ point games.....Anthony Mason, at Eastern Kentucky (1/23/88), 44; at Morehead State (1/25/88), 43

a TSU player at 20 or more reboundsat Loyola (MD) (11/13/15), Wayne Martin, 21

a TSU player had 20+ points and 20 + reboundsat Loyola (MD) (11/13/15), Wayne Martin, 27 p, 21 r

a TSU player had 10 or more assistsTahere McCall, at SIUE (1/25/17), 12

TSU won an OVC Playoff GameMorehead St. (3/7/13), W, 88-75 (Quarterfinals)

TSU lost an OVC Playoff GameSoutheast Missouri (3/1/17), L, 78-75 OT (First Round)

a TSU player won OVC Player of the Week.....Christian Mekowulu (12/4/17)

a TSU player won OVC Newcomer of the Week.....Jordan Reed (11/21/16) - Co-Newcomer of the Week

a TSU player won OVC Freshman of the WeekArmani Chaney (2/15/16) - Co-Freshman of the Week

Beat a Team Ranked in the AP Top 252/9/12 - at #9 Murray State, W, 72-68

Lost to a Team Ranked in the AP Top 2512/21/17 - at #16 Purdue, L, 97-48

Received Votes in the AP Top 2511/28/16 - 2 votes

POSTSEASON HISTORY ▶▶

NCAA Division I Tournament Appearances: 2

▶ '93, '94

NCAA Division I Tournament Record

▶ 0-2

NCAA Division II Tournament Appearances: 8

▶ '63, '67, '70, '71, '72, '73, '74, '75

NCAA Division II Tournament Record

▶ 19-9

NAIA National Championships: 3

▶ '57, '58, '59

NAIA Tournament Appearances: 7

▶ '53, '54, '56, '57, '58, '59, '60

OVC Regular Season Championships: 2

▶ '93, '95

OVC Tournament Championships: 2

▶ '93, '94

OVC Tournament Appearances: 27

▶ '88, '89, '90, '91, '92, '93, '94, '95, '96, '97, '98, '99, '00, '01, '02, '04, '05, '06, '07, '08, '09, '10, '11, '12, '13, '16, '17

OVC Tournament Record

▶ 12-25

CollegeInsider.com Postseason Tournament Appearances: 3

▶ '12, '13, '16

HEAD COACH DANA FORD

► 4th Season ► Illinois State '06

THE DANA FORD FILE ►►

At Tennessee State

| SEASON | RECORD | PCT | OVC | PCT | NOTE |
|------------|--------|------|-------|------|-----------------------------|
| 2014-15 | 5-26 | .161 | 2-14 | .125 | First Season |
| 2015-16 | 20-11 | .645 | 11-5 | .688 | OVC Coach of the Year |
| 2016-17 | 17-13 | .567 | 8-8 | .500 | 2nd Straight Winning Season |
| 2017-18 | 8-10 | .444 | 3-4 | .429 | |
| 4th SEASON | 50-60 | .455 | 24-31 | .436 | |

DANA FORD COACHING CAREER ►►

| YEAR | SCHOOL | POSITION | RECORD | NOTE |
|---------|-----------------|-----------------|--------|-----------------|
| 2006-07 | Winthrop | Grad Assistant | 29-5 | NCAA (32) |
| 2007-08 | Wichita State | Grad Assistant | 11-20 | |
| 2008-09 | Chipola C.C. | Assistant Coach | 35-2 | NJCAA 3rd place |
| 2009-10 | Tennessee State | Assistant Coach | 9-23 | |
| 2010-11 | Tennessee State | Assistant Coach | 14-16 | |
| 2011-12 | Wichita State | Assistant Coach | 29-8 | NCAA (64) |
| 2012-13 | Illinois State | Associate HC | 18-15 | |
| 2013-14 | Illinois State | Associate HC | 18-16 | CBI Semifinals |
| 2014-15 | Tennessee State | Head Coach | 5-26 | |
| 2015-16 | Tennessee State | Head Coach | 20-11 | CIT 1st Round |
| 2016-17 | Tennessee State | Head Coach | 17-13 | |
| 2017-18 | Tennessee State | Head Coach | 8-10 | |

YOUNGEST DIVISION I COACHES ►►

| RANK | NAME | D.O.B. | AGE | SCHOOL |
|------|------------------|---------------|-----------|------------------------|
| 1. | Preston Spradlin | 12/30/86 | 31 | Morehead State |
| 2. | Maurice Joseph | 8/26/85 | 32 | George Washington |
| 3. | David Padgett | 2/13/85 | 32 | Louisville |
| 4. | Ryan Ridder | 11/11/84 | 33 | Bethune-Cookman |
| 5. | Dana Ford | 6/9/84 | 33 | Tennessee State |
| 351. | Jim Boeheim | 11/17/44 | 73 | Syracuse |

DANA FORD CAREER NOTES ►►

- First Tennessee State Head Coach with back-to-back winning seasons since Frankie Allen ('94-95 & '95-96)
- 37 wins over last two seasons are tied for 3rd most in a two-year span in TSU's Division I history (D-1 since 1977-78 season)
- In the Summer of 2016, signed contract extension through the 2020-21 season
- 2015-16 Season Honors
 - Ohio Valley Conference Coach of the Year
 - NABC District 19 Coach of the Year
 - Ben Jobe Award Winner - Nation's Top Division I Minority Coach
 - BoxToRow Coach of the Year - Top HBCU Head Coach
- 17th Head Coach in Tennessee State men's basketball history
- Announced hiring at press conference on April 21, 2014
- Fifth Youngest Division I Head Coach in the nation (33 years old, born June 9, 1984)
- Youngest permanent Head Coach in the nation in 1st three seasons ('14-15, '15-16 & '16-17*) (*Two interim coaches were younger in 2016-17)
- Assistant Coach under John Cooper at TSU for two seasons ('09-10 & '10-11)
- Coached under Gregg Marshall at Winthrop ('06-07) & Wichita State ('07-08 & '11-12)
- Worked for Dan Muller during time as the Associate Head Coach at Illinois State for two seasons ('12-13 & '13-14)
- NCAA Appearances with Winthrop ('07) and Wichita State ('12)

BACKGROUND INFORMATION ►►

- 2006 grad of Illinois State with a bachelor's degree in political science
- Four-year letterwinner at ISU from 2002-06
- Voted the squad's defensive player of the year after being ranked in the Missouri Valley Conference's top-10 in both steals and blocks
- Native of Tamms, Ill.
- Married to Christina Ford
- The couple has two sons, Carson and Cameron, and one daughter, Charlie Rose
- Involved with wife's organization, The Rebound Foundation, which helps support victims of domestic violence

PATH TO TSU



Tennessee State
Head Coach
2014 - Present



Illinois State
Associate HC
2012 - 2014



Wichita State
Assistant Coach
2011 - 2012



Tennessee State
Assistant Coach
2009 - 2011



Chipola C.C.
Assistant Coach
2008-09



Wichita State
Grad Assistant
2007-08



Winthrop
Grad Assistant
2006-2007



ARMANI CHANEY

5-10 | 165 | Jr. | G

Chicago, Ill. (St. Rita HS)

ARMANI CHANEY INFORMATION ▶▶

TENNESSEE STATE, 2017-18 SEASON

- ▶ Recorded 20 points in a 77-74 OT win at Kennesaw State - Had 4 points and 3 rebounds in overtime
- ▶ Pulled down nine rebounds in a home win over Fisk

TENNESSEE STATE, 2016-17 SEASON

- ▶ Made eight starts on the season, including each of the final seven games
- ▶ Five games scoring in double figures with a season-high 15 at Jacksonville St. (2/11/17)

TENNESSEE STATE, 2015-16 SEASON

- ▶ Led TSU in assists in four games
- ▶ Scored a career-high 17 points in 27 minutes vs. Morehead St.
- ▶ OVC Co-Freshman of the Week - 2/15/16

HIGH SCHOOL / OTHER

- ▶ Named Second Team All-Area for Chicago as a senior by the Chicago Tribune and First Team by the Southtown Star and HS Cube
- ▶ Averaged 14.7 points, 8.5 assists and 4.0 steals as a senior
- ▶ Helped lead St. Rita to the IHSA Oak Lawn Regional Championships in 2014 and 2015
- ▶ St. Rita won Chicago Catholic League Championships in 2012, 2013, 2014 and 2015
- ▶ Graduating class featured six D-1 basketball players

2017-18 HIGHS ▶▶

Points: 20 (at Kennesaw State, 11/25/17)
FG Made: 6 (2x, last vs. Jacksonville State, 1/4/18)
3-PT FG Made: 3 (2x, last at North Carolina A&T, 12/15/17)
FT Made: 5 (at Kennesaw State, 11/25/17)
Rebounds: 9 (vs. Fisk, 11/28/17)
Assists: 8 (vs. Canisius, 11/21/17)
Steals: 5 (2x, last vs. Jacksonville State, 1/4/18)
Blocks: 1 (vs. Jacksonville State, 1/4/18)
Minutes: 40 (at Kennesaw State, 11/25/17)

CAREER HIGHS ▶▶

Points: 20 (at Kennesaw State, 11/25/17)
FG Made: 7 (vs. Morehead St., 2/6/16)
3-PT FG Made: 3 (3x, last at North Carolina A&T, 12/15/17)
FT Made: 6 (at Jacksonville St., 2/11/17)
Rebounds: 9 (vs. Fisk, 11/28/17)
Assists: 8 (vs. Canisius, 11/21/17)
Steals: 5 (2x, last vs. Jacksonville State, 1/4/18)
Blocks: 1 (4x, last vs. Jacksonville State, 1/4/18)
Minutes: 40 (2x, last at Kennesaw State, 11/25/17)

SPECIALTY STATISTICS ▶▶

| CATEGORY | '17-18 | CAREER |
|-------------------------|--------|--------|
| Double-Digit Points: | 4 | 11 |
| Double-Digit Rebounds: | 0 | 0 |
| Double-Doubles: | 0 | 0 |
| 20+ Point Games: | 1 | 1 |
| 30+ Point Games: | 0 | 0 |
| Lead TSU in Scoring: | 2 | 2 |
| Lead TSU in Rebounding: | 2 | 2 |
| Lead TSU in Assists: | 11 | 20 |

GAME-BY-GAME STATISTICS ▶▶

| Opponent | Date | qs | min | Total | | 3-Pointers | | Free throws | | Rebounds | | | | | | | | | | | |
|-----------------------|----------|----|-----|--------|--------|------------|-------|-------------|-------|----------|-----|-----|-----|-----|----|-----|-----|-----|-----|-----|-----|
| | | | | fg-fga | pct | 3fg-fga | pct | ft-fa | pct | off | def | tot | avg | pf | a | t/o | blk | stl | pts | avg | |
| at Kansas | 11/10/17 | * | 31 | 2-7 | .286 | 0-1 | .000 | 1-4 | .250 | 1 | 1 | 2 | 2.0 | 1 | 1 | 5 | 0 | 4 | 5 | 5.0 | |
| REINHARDT | 11/13/17 | * | 17 | 1-4 | .250 | 0-1 | .000 | 0-0 | .000 | 0 | 2 | 2 | 2.0 | 2 | 3 | 3 | 0 | 2 | 2 | 3.5 | |
| MIDDLE TENNESSEE | 11/18/17 | * | 28 | 5-7 | .714 | 2-3 | .667 | 2-2 | 1.000 | 0 | 5 | 5 | 3.0 | 4 | 4 | 0 | 0 | 0 | 14 | 7.0 | |
| CANISIUS | 11/21/17 | * | 32 | 1-5 | .200 | 1-4 | .250 | 0-0 | .000 | 0 | 5 | 5 | 3.5 | 2 | 8 | 3 | 0 | 0 | 3 | 6.0 | |
| at Kennesaw State | 11/25/17 | * | 40 | 6-13 | .462 | 3-7 | .429 | 5-8 | .625 | 1 | 4 | 5 | 3.8 | 2 | 7 | 0 | 0 | 3 | 20 | 8.8 | |
| FISK | 11/28/17 | * | 31 | 3-8 | .375 | 0-5 | .000 | 2-2 | 1.000 | 1 | 8 | 9 | 4.7 | 1 | 3 | 1 | 0 | 3 | 8 | 8.7 | |
| LIPSCOMB | 12/02/17 | * | 34 | 3-8 | .375 | 0-2 | .000 | 0-1 | .000 | 0 | 4 | 4 | 4.6 | 4 | 4 | 9 | 0 | 2 | 6 | 8.3 | |
| at Alabama State | 12/12/17 | * | 23 | 2-3 | .667 | 1-1 | 1.000 | 2-2 | 1.000 | 1 | 1 | 2 | 4.3 | 3 | 3 | 3 | 0 | 5 | 7 | 8.1 | |
| at N.C. A&T | 12/15/17 | * | 28 | 3-6 | .500 | 3-5 | .600 | 0-0 | .000 | 1 | 0 | 1 | 3.9 | 2 | 1 | 2 | 0 | 2 | 9 | 8.2 | |
| at Texas | 12/18/17 | * | 26 | 1-4 | .250 | 0-1 | .000 | 1-1 | 1.000 | 1 | 3 | 4 | 3.9 | 2 | 1 | 3 | 0 | 1 | 3 | 7.7 | |
| at Purdue | 12/21/17 | * | 31 | 2-8 | .250 | 1-4 | .250 | 0-0 | .000 | 1 | 3 | 4 | 3.9 | 3 | 5 | 4 | 0 | 0 | 5 | 7.5 | |
| at UT Martin | 12/28/17 | * | 26 | 2-6 | .333 | 0-2 | .000 | 0-0 | .000 | 1 | 2 | 3 | 3.8 | 3 | 2 | 2 | 0 | 0 | 4 | 7.2 | |
| at Southeast Missouri | 12/31/17 | * | 18 | 0-3 | .000 | 0-0 | .000 | 0-0 | .000 | 0 | 4 | 4 | 3.8 | 2 | 0 | 2 | 0 | 0 | 0 | 6.6 | |
| JACKSONVILLE STATE | 01/04/18 | * | 34 | 6-11 | .545 | 2-7 | .286 | 0-0 | .000 | 0 | 2 | 2 | 3.7 | 1 | 6 | 2 | 1 | 5 | 14 | 7.1 | |
| TENNESSEE TECH | 01/06/18 | * | 17 | 1-4 | .250 | 0-0 | .000 | 0-0 | .000 | 0 | 1 | 1 | 3.5 | 5 | 5 | 2 | 0 | 1 | 2 | 6.8 | |
| at Eastern Illinois | 01/11/18 | * | 26 | 3-7 | .429 | 1-4 | .250 | 1-2 | .500 | 1 | 3 | 4 | 3.6 | 4 | 4 | 4 | 0 | 2 | 8 | 6.9 | |
| at SIUE | 01/13/18 | * | 25 | 2-6 | .333 | 0-2 | .000 | 0-0 | .000 | 0 | 1 | 1 | 3.4 | 2 | 5 | 3 | 0 | 2 | 4 | 6.7 | |
| AUSTIN PEAY | 01/18/18 | * | 35 | 2-7 | .286 | 2-5 | .400 | 4-6 | .667 | 0 | 2 | 2 | 3.3 | 2 | 3 | 3 | 0 | 1 | 10 | 6.9 | |
| Totals | | | 17 | 502 | 45-117 | .385 | 16-54 | .296 | 18-28 | .643 | 9 | 51 | 60 | 3.3 | 45 | 65 | 51 | 1 | 33 | 124 | 6.9 |

Games played: 18
 Minutes/game: 27.9
 Points/game: 6.9
 FG Pct: 38.5
 3FG Pct: 29.6
 FT Pct: 64.3

Rebounds/game: 3.3
 Assists/game: 3.6
 Turnovers/game: 2.8
 Assist/turnover ratio: 1.3
 Steals/game: 1.8
 Blocks/game: 0.1

CAREER STATISTICS ▶▶

| | | | Total | | 3-Point | | F-Throws | | Rebounds | | | | | | | | | | Scoring | |
|---------|-------|-----------|---------|------|---------|------|----------|------|----------|-----|-----|-----|-----|----|-----|-----|-----|-----|---------|-----|
| Season | gp-gs | min/avg | fg-fga | pct | fg-fga | pct | ft-fla | pct | off | def | tot | avg | pf | fo | ast | to | blk | stl | pts | avg |
| 2015-16 | 24-0 | 298/12.4 | 33-85 | .388 | 6-21 | .286 | 20-27 | .741 | 5 | 22 | 27 | 1.1 | 31 | 0 | 33 | 26 | 1 | 17 | 92 | 3.8 |
| 2016-17 | 29-8 | 528/18.2 | 43-125 | .344 | 13-46 | .283 | 34-40 | .850 | 5 | 35 | 40 | 1.4 | 42 | 1 | 48 | 40 | 2 | 20 | 133 | 4.6 |
| 2017-18 | 18-17 | 502/27.9 | 45-117 | .385 | 16-54 | .296 | 18-28 | .643 | 9 | 51 | 60 | 3.3 | 45 | 1 | 65 | 51 | 1 | 33 | 124 | 6.9 |
| TOTAL | 71-25 | 1328/18.7 | 121-327 | .370 | 35-121 | .289 | 72-95 | .758 | 19 | 108 | 127 | 1.8 | 118 | 2 | 146 | 117 | 4 | 70 | 349 | 4.9 |



1

DELANO SPENCER

6-3 | 200 | Sr. | G

Atlanta, Ga. (Coffeyville CC)

DELANO SPENCER INFORMATION ▶ ▶ PRONOUNCED DELL-in-o

TENNESSEE STATE, 2017-18 SEASON

- ▶ Set a career high with six made three-pointers in the home opener against Reinhardt (11/13/17)
- ▶ Went for 26 points on 10-of-19 shooting against Lipscomb (12/2/17)
- ▶ Scored 20 in TSU's win over reigning OVC Champion Jacksonville State (1/4/18)

TENNESSEE STATE, 2016-17 SEASON

- ▶ One of the top shooters in the OVC
- ▶ Shot 39.5 percent from 3-pt range - 10th in the OVC
- ▶ Made eight starts in conference play
- ▶ Had four games with five made three-pointers

COFFEYVILLE COMMUNITY COLLEGE (JUCO), 2014-15 & 2015-16 SEASONS

- ▶ Played first two collegiate seasons at Coffeyville Community College in Kansas
- ▶ Honorable Mention All-Kansas Jayhawk Community College Conference as a sophomore
- ▶ As a sophomore, led Coffeyville and ranked fifth in the conference with 17.8 points per game, shooting 43.0% (39.6% from 3)
- ▶ Averaged 10.2 points, 2.4 rebounds as a freshman
- ▶ Throughout junior college career, put up double-digit points on 37 occasions, including 27 as a sophomore.

HIGH SCHOOL/OTHER

- ▶ Averaged 20 ppg during senior season, splitting time between Greater Atlanta Christian School and Oldsmar Christian (FL)
- ▶ Named All-State as a sophomore and junior in Georgia

2017-18 HIGHS ▶ ▶

- Points:** 26 (vs. Lipscomb, 12/2/17)
- FG Made:** 10 (vs. Lipscomb, 12/2/17)
- 3-PT FG Made:** 6 (vs. Reinhardt, 11/13/17)
- FT Made:** 7 (3x, last vs. Jacksonville State, 1/4/18)
- Rebounds:** 7 (vs. Tennessee Tech, 1/6/18)
- Assists:** 4 (at UT Martin, 12/28/17)
- Steals:** 3 (4x, last at SIUE, 1/13/18)
- Blocks:** 1 (2x, last vs. Austin Peay, 1/18/18)
- Minutes:** 44 (vs. Lipscomb, 12/2/17)

CAREER HIGHS ▶ ▶

- Points:** 26 (vs. Lipscomb, 12/2/17)
- FG Made:** 10 (vs. Lipscomb, 12/2/17)
- 3-PT FG Made:** 6 (vs. Reinhardt, 11/13/17)
- FT Made:** 7 (3x, last vs. Jacksonville State, 1/4/18)
- Rebounds:** 7 (2x, last vs. Tennessee Tech, 1/6/18)
- Assists:** 4 (at UT Martin, 12/28/17)
- Steals:** 3 (5x, last at SIUE, 1/13/18)
- Blocks:** 1 (2x, last vs. Austin Peay, 1/18/18)
- Minutes:** 44 (vs. Lipscomb, 12/2/17)

SPECIALTY STATISTICS ▶ ▶

| CATEGORY | '17-18 | CAREER |
|-------------------------|--------|--------|
| Double-Digit Points: | 16 | 27 |
| Double-Digit Rebounds: | 0 | 0 |
| Double-Doubles: | 0 | 0 |
| 20+ Point Games: | 4 | 4 |
| 30+ Point Games: | 0 | 0 |
| Lead TSU in Scoring: | 7 | 11 |
| Lead TSU in Rebounding: | 1 | 1 |
| Lead TSU in Assists: | 0 | 0 |

GAME-BY-GAME STATISTICS ▶ ▶

| Opponent | Date | gs | min | Total | | 3-Pointers | | Free throws | | Rebounds | | | pf | a | t/o | blk | stl | pts | avg | | |
|-----------------------|----------|----|-----|--------|--------|------------|--------|-------------|-------|----------|-----|-----|-----|-----|-----|-----|-----|-----|------|------|------|
| | | | | fg-fga | pct | 3fg-fga | pct | ft-fa | pct | off | def | tot | | | | | | | | avg | |
| at Kansas | 11/10/17 | | 33 | 4-9 | .444 | 4-5 | .800 | 2-2 | 1.000 | 1 | 1 | 2 | 2.0 | 3 | 0 | 1 | 0 | 14 | 14.0 | | |
| REINHARDT | 11/13/17 | * | 18 | 8-10 | .800 | 6-8 | .750 | 0-0 | .000 | 0 | 3 | 3 | 2.5 | 0 | 2 | 0 | 0 | 22 | 18.0 | | |
| MIDDLE TENNESSEE | 11/18/17 | * | 34 | 2-10 | .200 | 1-5 | .200 | 7-7 | 1.000 | 1 | 3 | 4 | 3.0 | 2 | 1 | 1 | 0 | 12 | 16.0 | | |
| CANISIUS | 11/21/17 | * | 35 | 4-12 | .333 | 1-4 | .250 | 7-7 | 1.000 | 1 | 2 | 3 | 3.0 | 2 | 3 | 2 | 0 | 16 | 16.0 | | |
| at Kennesaw State | 11/25/17 | * | 30 | 3-9 | .333 | 2-6 | .333 | 6-7 | .857 | 0 | 4 | 4 | 3.2 | 4 | 0 | 1 | 0 | 3 | 14 | 15.6 | |
| FISK | 11/28/17 | * | 32 | 4-14 | .286 | 2-8 | .250 | 2-2 | 1.000 | 1 | 1 | 2 | 3.0 | 1 | 1 | 1 | 0 | 12 | 15.0 | | |
| LIPSCOMB | 12/02/17 | * | 44 | 10-19 | .526 | 5-12 | .417 | 1-2 | .500 | 1 | 5 | 6 | 3.4 | 2 | 0 | 2 | 0 | 1 | 26 | 16.6 | |
| at Alabama State | 12/12/17 | * | 32 | 1-7 | .143 | 1-5 | .200 | 5-7 | .714 | 0 | 2 | 2 | 3.3 | 3 | 0 | 1 | 0 | 1 | 8 | 15.5 | |
| at N.C. A&T | 12/15/17 | * | 39 | 7-13 | .538 | 3-6 | .500 | 0-0 | .000 | 2 | 4 | 6 | 3.6 | 2 | 2 | 1 | 0 | 0 | 17 | 15.7 | |
| at Texas | 12/18/17 | * | 35 | 4-9 | .444 | 3-6 | .500 | 0-0 | .000 | 0 | 3 | 3 | 3.5 | 0 | 1 | 2 | 0 | 0 | 11 | 15.2 | |
| at Purdue | 12/21/17 | * | 33 | 4-11 | .364 | 3-6 | .500 | 2-2 | 1.000 | 0 | 1 | 1 | 3.3 | 0 | 2 | 3 | 0 | 1 | 13 | 15.0 | |
| at UT Martin | 12/28/17 | * | 35 | 3-13 | .231 | 2-7 | .286 | 1-1 | 1.000 | 2 | 2 | 4 | 3.3 | 3 | 4 | 1 | 0 | 3 | 9 | 14.5 | |
| at Southeast Missouri | 12/31/17 | * | 32 | 6-18 | .333 | 4-11 | .364 | 1-1 | 1.000 | 0 | 3 | 3 | 3.3 | 1 | 1 | 1 | 0 | 2 | 17 | 14.7 | |
| JACKSONVILLE STATE | 01/04/18 | * | 35 | 5-10 | .500 | 3-7 | .429 | 7-7 | 1.000 | 0 | 3 | 3 | 3.3 | 2 | 1 | 2 | 1 | 0 | 20 | 15.1 | |
| TENNESSEE TECH | 01/06/18 | * | 41 | 8-18 | .444 | 3-9 | .333 | 1-2 | .500 | 1 | 6 | 7 | 3.5 | 4 | 1 | 4 | 0 | 1 | 20 | 15.4 | |
| at Eastern Illinois | 01/11/18 | * | 26 | 4-11 | .364 | 2-4 | .500 | 2-2 | 1.000 | 0 | 0 | 0 | 3.3 | 3 | 0 | 1 | 0 | 3 | 12 | 15.2 | |
| at SIUE | 01/13/18 | * | 34 | 7-17 | .412 | 4-11 | .364 | 1-1 | 1.000 | 0 | 0 | 0 | 3.1 | 2 | 5 | 3 | 0 | 3 | 19 | 15.4 | |
| AUSTIN PEAY | 01/18/18 | | 16 | 4-8 | .500 | 3-6 | .500 | 0-0 | .000 | 0 | 2 | 2 | 3.1 | 0 | 1 | 1 | 1 | 2 | 11 | 15.2 | |
| Totals | | | 16 | 584 | 88-218 | .404 | 52-126 | .413 | 45-50 | .900 | 10 | 45 | 55 | 3.1 | 34 | 25 | 28 | 2 | 23 | 273 | 15.2 |

Games played: 18
Minutes/game: 32.4
Points/game: 15.2
FG Pct: 40.4
3FG Pct: 41.3
FT Pct: 90.0

Rebounds/game: 3.1
Assists/game: 1.4
Turnovers/game: 1.6
Assist/turnover ratio: 0.9
Steals/game: 1.3
Blocks/game: 0.1

CAREER STATISTICS ▶ ▶

▶ ▶ PLAYED THE 2014-15 & 2015-16 SEASONS AT COFFEYVILLE COMMUNITY COLLEGE IN KANSAS

| | | | Total | | 3-Point | | F-Throws | | Rebounds | | | | | | | | | | Scoring | |
|---------|-------|-----------|---------|------|---------|------|----------|------|----------|-----|-----|-----|----|----|-----|----|-----|-----|---------|------|
| Season | gp-gs | min/avg | fg-fga | pct | fg-fga | pct | ft-fa | pct | off | def | tot | avg | pf | fo | ast | to | blk | stl | pts | avg |
| 2016-17 | 29-8 | 641/22.1 | 79-194 | .407 | 58-147 | .395 | 27-31 | .871 | 9 | 48 | 57 | 2.0 | 58 | 1 | 21 | 29 | 0 | 16 | 243 | 8.4 |
| 2017-18 | 18-16 | 584/32.4 | 88-218 | .404 | 52-126 | .413 | 45-50 | .900 | 10 | 45 | 55 | 3.1 | 34 | 0 | 25 | 28 | 2 | 23 | 273 | 15.2 |
| TOTAL | 47-24 | 1225/26.1 | 167-412 | .405 | 110-273 | .403 | 72-81 | .889 | 19 | 93 | 112 | 2.4 | 92 | 1 | 46 | 57 | 2 | 39 | 516 | 11.0 |



KAMAR McKNIGHT

6-4 | 205 | R-So. | G

Toronto, Ont. (Georgia Highlands College)

KAMAR McKNIGHT INFORMATION ▶▶ PRONOUNCED ka-MAR

TENNESSEE STATE, 2017-18 SEASON

- ▶ Put up 17 points against Lipscomb
- ▶ Posted 14 points, four rebounds and two assists in a road win at Alabama State

GEORGIA HIGHLANDS COLLEGE (JUCO), 2015-16 & 2016-17 SEASONS

- ▶ Sat out first season before suiting up for Georgia Highlands College, a junior college in Rome, Ga. in 2016-17
- ▶ Helped the Chargers finish 32-2 overall in 2016-17
- ▶ Posted 10.0 points, 3.5 assists and 2.8 rebounds per game during his first season on the court
- ▶ Shot 47.6 percent from the field and 40.9 percent from three-point range
- ▶ Scored in double figures 15 times
- ▶ Helped Georgia Highlands win the NJCAA Region XXVII Championship and earn a trip to the NJCAA National Tournament

HIGH SCHOOL / OTHER

- ▶ Played senior season at St. Benedict's Prep in Newark, N.J.
- ▶ Helped the Gray Bees finish 31-6 overall and win the New Jersey State Prep Championship in 2014-15
- ▶ Averaged 13.2 points, 4 assists and 6 rebounds per game
- ▶ Played alongside current TSU teammate Daniel Cummings.

2017-18 HIGHS ▶▶

Points: 17 (vs. Lipscomb, 12/2/17)
FG Made: 5 (5x, last vs. Austin Peay, 1/18/18)
3-PT FG Made: 3 (3x, last at UT Martin, 12/28/17)
FT Made: 6 (vs. Lipscomb, 12/2/17)
Rebounds: 4 (2x, last vs. Austin Peay, 1/18/18)
Assists: 6 (at SIUE, 1/13/18)
Steals: 2 (4x, last at SIUE, 1/13/18)
Blocks: 0
Minutes: 32 (at North Carolina A&T, 12/15/17)

CAREER HIGHS ▶▶

Points: 17 (vs. Lipscomb, 12/2/17)
FG Made: 5 (5x, last vs. Austin Peay, 1/18/18)
3-PT FG Made: 3 (3x, last at UT Martin, 12/28/17)
FT Made: 6 (vs. Lipscomb, 12/2/17)
Rebounds: 4 (2x, last vs. Austin Peay, 1/18/18)
Assists: 6 (at SIUE, 1/13/18)
Steals: 2 (4x, last at SIUE, 1/13/18)
Blocks: 0
Minutes: 32 (at North Carolina A&T, 12/15/17)

SPECIALTY STATISTICS ▶▶

| CATEGORY | '17-18 | CAREER |
|-------------------------|--------|--------|
| Double-Digit Points: | 10 | 10 |
| Double-Digit Rebounds: | 0 | 0 |
| Double-Doubles: | 0 | 0 |
| 20+ Point Games: | 0 | 0 |
| 30+ Point Games: | 0 | 0 |
| Lead TSU in Scoring: | 3 | 3 |
| Lead TSU in Rebounding: | 0 | 0 |
| Lead TSU in Assists: | 4 | 4 |

GAME-BY-GAME STATISTICS ▶▶

| Opponent | Date | gs | min | Total | | 3-Pointers | | Free throws | | Rebounds | | | | | | | | | | |
|-----------------------|----------|----|-----|--------|------|------------|-------|-------------|-------|----------|-----|-----|-----|----|----|-----|-----|-----|-----|------|
| | | | | fg-fga | pct | 3fg-fga | pct | ft-fa | pct | off | def | tot | avg | pf | a | t/o | blk | stl | pts | avg |
| at Kansas | 11/10/17 | | 12 | 1-5 | .200 | 0-1 | .000 | 2-2 | 1.000 | 0 | 1 | 1 | 1.0 | 0 | 2 | 0 | 0 | 1 | 4 | 4.0 |
| REINHARDT | 11/13/17 | | 20 | 5-9 | .556 | 3-6 | .500 | 1-3 | .333 | 1 | 2 | 3 | 2.0 | 0 | 1 | 2 | 0 | 0 | 14 | 9.0 |
| MIDDLE TENNESSEE | 11/18/17 | | 21 | 2-5 | .400 | 1-1 | 1.000 | 1-1 | 1.000 | 1 | 2 | 3 | 2.3 | 0 | 0 | 4 | 0 | 1 | 6 | 8.0 |
| CANISIUS | 11/21/17 | | 25 | 2-3 | .667 | 1-1 | 1.000 | 0-0 | .000 | 0 | 2 | 2 | 2.3 | 2 | 2 | 0 | 0 | 0 | 5 | 7.3 |
| at Kennesaw State | 11/25/17 | | 18 | 4-7 | .571 | 1-2 | .500 | 1-1 | 1.000 | 0 | 2 | 2 | 2.2 | 3 | 1 | 1 | 0 | 1 | 10 | 7.8 |
| FISK | 11/28/17 | | 20 | 4-7 | .571 | 1-4 | .250 | 2-3 | .667 | 0 | 0 | 0 | 1.8 | 2 | 2 | 3 | 0 | 0 | 11 | 8.3 |
| LIPSCOMB | 12/02/17 | | 31 | 4-12 | .333 | 3-5 | .600 | 6-7 | .857 | 0 | 1 | 1 | 1.7 | 1 | 1 | 2 | 0 | 0 | 17 | 9.6 |
| at Alabama State | 12/12/17 | * | 31 | 5-9 | .556 | 1-4 | .250 | 3-3 | 1.000 | 0 | 4 | 4 | 2.0 | 1 | 2 | 2 | 0 | 2 | 14 | 10.1 |
| at N.C. A&T | 12/15/17 | * | 32 | 5-13 | .385 | 0-5 | .000 | 0-2 | .000 | 1 | 2 | 3 | 2.1 | 4 | 2 | 2 | 0 | 2 | 10 | 10.1 |
| at Texas | 12/18/17 | * | 23 | 1-7 | .143 | 0-4 | .000 | 0-0 | .000 | 1 | 1 | 2 | 2.1 | 2 | 1 | 2 | 0 | 0 | 2 | 9.3 |
| at Purdue | 12/21/17 | * | 17 | 1-7 | .143 | 0-1 | .000 | 1-2 | .500 | 0 | 2 | 2 | 2.1 | 2 | 0 | 0 | 0 | 1 | 3 | 8.7 |
| at UT Martin | 12/28/17 | | 31 | 4-10 | .400 | 3-6 | .500 | 0-0 | .000 | 0 | 3 | 3 | 2.2 | 2 | 2 | 2 | 0 | 2 | 11 | 8.9 |
| at Southeast Missouri | 12/31/17 | | 12 | 1-3 | .333 | 0-2 | .000 | 1-2 | .500 | 0 | 3 | 3 | 2.2 | 1 | 2 | 0 | 0 | 0 | 3 | 8.5 |
| JACKSONVILLE STATE | 01/04/18 | | 15 | 2-5 | .400 | 0-2 | .000 | 0-0 | .000 | 0 | 1 | 1 | 2.1 | 1 | 1 | 0 | 0 | 1 | 4 | 8.1 |
| TENNESSEE TECH | 01/06/18 | | 14 | 2-5 | .400 | 0-2 | .000 | 0-1 | .000 | 0 | 1 | 1 | 2.1 | 0 | 1 | 1 | 0 | 1 | 4 | 7.9 |
| at Eastern Illinois | 01/11/18 | | 14 | 4-5 | .800 | 1-2 | .500 | 3-3 | 1.000 | 1 | 1 | 2 | 2.1 | 3 | 2 | 0 | 0 | 1 | 12 | 8.1 |
| at SIUE | 01/13/18 | | 26 | 5-7 | .714 | 2-3 | .667 | 1-2 | .500 | 0 | 1 | 1 | 2.0 | 3 | 6 | 0 | 0 | 2 | 13 | 8.4 |
| AUSTIN PEAY | 01/18/18 | * | 30 | 5-8 | .625 | 2-4 | .500 | 1-1 | 1.000 | 0 | 4 | 4 | 2.1 | 2 | 3 | 3 | 0 | 1 | 13 | 8.7 |
| Totals | | 5 | 392 | 57-127 | .449 | 19-55 | .345 | 23-33 | .697 | 5 | 33 | 38 | 2.1 | 29 | 31 | 24 | 0 | 16 | 156 | 8.7 |


Games played: 18
 Minutes/game: 21.8
 Points/game: 8.7
 FG Pct: 44.9
 3FG Pct: 34.5
 FT Pct: 69.7

Rebounds/game: 2.1
 Assists/game: 1.7
 Turnovers/game: 1.3
 Assist/turnover ratio: 1.3
 Steals/game: 0.9

CAREER STATISTICS ▶▶

▶▶ REDSHIRTED IN 2015-16 BEFORE PLAYING AT GEORGIA HIGHLANDS COLLEGE (JUCO) IN 2016-17

| | | | Total | | 3-Point | | F-Throws | | Rebounds | | | | | | | | | | Scoring | |
|---------|-------|----------|--------|------|---------|------|----------|------|----------|-----|-----|-----|----|----|-----|----|-----|-----|---------|-----|
| Season | gp-gs | min/avg | fg-fga | pct | fg-fga | pct | ft-fa | pct | off | def | tot | avg | pf | fo | ast | to | blk | stl | pts | avg |
| 2017-18 | 18-5 | 392/21.8 | 57-127 | .449 | 19-55 | .345 | 23-33 | .697 | 5 | 33 | 38 | 2.1 | 29 | 0 | 31 | 24 | 0 | 16 | 156 | 8.7 |
| TOTAL | 18-5 | 392/21.8 | 57-127 | .449 | 19-55 | .345 | 23-33 | .697 | 5 | 33 | 38 | 2.1 | 29 | 0 | 31 | 24 | 0 | 16 | 156 | 8.7 |



3

**DONTÉ
FITZPATRICK-DORSEY**

6-4 | 191 | Jr. | G

Memphis, Tenn. (Ole Miss)

DONTÉ FITZPATRICK-DORSEY INFORMATION ▶▶

TENNESSEE STATE, 2017-18 SEASON

▶ Will sit out the 2017-18 season at TSU per NCAA Transfer Rules

OLE MISS, 2015-16 & 2016-17 SEASONS

- ▶ Played first two collegiate seasons at Ole Miss in the Southeastern Conference
- ▶ Posted 2.5 points and 1.1 rebounds in 43 career games with three starts for the Rebels
- ▶ As a sophomore, played in 22 games with two starts, helping the Rebels reach the NIT
- ▶ Averaged 1.4 points and 1.1 rebounds in 6.6 minutes per game as a sophomore
- ▶ Finished freshman season with 3.7 points and 1.2 rebounds per contest in 21 games with one start
- ▶ In first collegiate start as a freshman, went for 16 points and four assists at Mississippi State (1/23/16)

HIGH SCHOOL/OTHER

- ▶ Earned team MVP honors - averaging 24.0 points, 9.0 rebounds and 4.0 assists per game as a senior at Southwind High School in Memphis, Tenn.
- ▶ Finalist for the Tennessee AAA Mr. Basketball award
- ▶ Earned Tennessee Sports Writer's Association All-State team honors as a senior

2017-18 HIGHS ▶▶

Points: 0
FG Made: 0
3-PT FG Made: 0
FT Made: 0
Rebounds: 0
Assists: 0
Steals: 0
Blocks: 0
Minutes: 0

CAREER HIGHS ▶▶

Points: 16 (at Mississippi State, 1/23/16)
FG Made: 5 (at Mississippi State, 1/23/16)
3-PT FG Made: 1 (2x, last vs. Arkansas, 2/13/16)
FT Made: 6 (at Mississippi State, 1/23/16)
Rebounds: 4 (vs. Saint Joseph's, 11/20/16)
Assists: 4 (at Mississippi State, 1/23/16)
Steals: 2 (2x, last vs. South Carolina, 1/19/16)
Blocks: 1 (vs. Montana, 11/24/16)
Minutes: 28 (at Mississippi State, 1/23/16)

SPECIALTY STATISTICS ▶▶

| CATEGORY | '17-18 | @TSU | D-1 CAREER |
|-------------------------|--------|------|------------|
| Double-Digit Points: | 0 | 0 | 1 |
| Double-Digit Rebounds: | 0 | 0 | 0 |
| Double-Doubles: | 0 | 0 | 0 |
| 20+ Point Games: | 0 | 0 | 0 |
| 30+ Point Games: | 0 | 0 | 0 |
| Lead TSU in Scoring: | 0 | 0 | -- |
| Lead TSU in Rebounding: | 0 | 0 | -- |
| Lead TSU in Assists: | 0 | 0 | -- |

GAME-BY-GAME STATISTICS ▶▶


▶▶ SITTING OUT THE 2017-18 PER NCAA TRANSFER RULES

CAREER STATISTICS ▶▶

▶▶ PLAYED THE 2015-16 & 2016-17 SEASONS AT OLE MISS

| Season | gp-gs | min/avg | Total | | 3-Point | | F-Throws | | Rebounds | | | | Scoring | | | | | | | |
|----------|-------|----------|--------|------|---------|------|----------|------|----------|-----|-----|-----|---------|-----|-----|-----|-----|-----|-----|-----|
| | | | fg-fga | pct | fg-fga | pct | ft-fa | pct | off | def | tot | avg | pts | pts | avg | pts | pts | avg | | |
| 2015-16* | 21-1 | 255/12.1 | 25-52 | .481 | 2-6 | .333 | 25-35 | .714 | 9 | 16 | 25 | 1.2 | 31 | 0 | 20 | 26 | 0 | 12 | 77 | 3.7 |
| 2016-17* | 22-2 | 146/6.6 | 10-27 | .370 | 0-5 | .000 | 11-12 | .917 | 10 | 14 | 24 | 1.1 | 16 | 0 | 9 | 13 | 1 | 5 | 31 | 1.4 |
| All* | 43-3 | 401/9.3 | 35-79 | .443 | 2-11 | .182 | 36-47 | .766 | 19 | 30 | 49 | 1.1 | 47 | 0 | 29 | 39 | 1 | 17 | 108 | 2.5 |

* Statistics from prior team/school



4

KEN'DARRIUS
HAMILTON

6-9 | 245 | Sr. | F/C

Montgomery, Ala. (Meridian CC)

KEN'DARRIUS HAMILTON INFORMATION ▶ ▶ PRONOUNCED ken-DARE-ee-iss

TENNESSEE STATE, 2017-18 SEASON

- ▶ Made a career-best five three-pointers against Canisius
- ▶ Led the way with 12 points on 4-of-7 shooting from three-point range at UT Martin in the OVC opener

TENNESSEE STATE, 2016-17 SEASON

- ▶ Led TSU in scoring with 19 points at Vanderbilt
- ▶ Double-doubles at Austin Peay and at Tennessee Tech
- ▶ Eight games with 10+ point, including four such games in OVC play
- ▶ Made 14 starts

MERIDIAN COMMUNITY COLLEGE (JUCO), 2014-15 & 2015-16 SEASONS

- ▶ Played first two collegiate seasons at Meridian Community College in Mississippi under Head Coach Cedric Drake
- ▶ Led team with 16.5 points & 8.9 boards per game as a sophomore
- ▶ 11 double-doubles & 14 games with 10+ points in 2015-16
- ▶ As a freshman, posted 9.5 points and 5.3 rebounds per game
- ▶ Had two double-doubles as a freshman

2017-18 HIGHS ▶ ▶

| | |
|----------------------|--------------------------------------|
| Points: | 19 (2x, last vs. Canisius, 11/21/17) |
| FG Made: | 9 (vs. Reinhardt, 11/13/17) |
| 3-PT FG Made: | 5 (vs. Canisius, 11/21/17) |
| FT Made: | 4 (at Eastern Illinois, 1/11/18) |
| Rebounds: | 8 (vs. Canisius, 11/21/17) |
| Assists: | 2 (at UT Martin, 12/28/17) |
| Steals: | 3 (vs. Canisius, 11/21/17) |
| Blocks: | 5 (vs. Reinhardt, 11/13/17) |
| Minutes: | 41 (at Kennesaw State, 11/25/17) |

CAREER HIGHS ▶ ▶

| | |
|----------------------|-------------------------------------|
| Points: | 21 (at Tennessee Tech, 2/9/17) |
| FG Made: | 9 (vs. Reinhardt, 11/13/17) |
| 3-PT FG Made: | 5 (vs. Canisius, 11/21/17) |
| FT Made: | 5 (vs. UC Davis, 11/11/16) |
| Rebounds: | 11 (at Austin Peay, 2/4/17) |
| Assists: | 2 (3x, last at UT Martin, 12/28/17) |
| Steals: | 3 (2x, last vs. Canisius, 11/21/17) |
| Blocks: | 5 (vs. Reinhardt, 11/13/17) |
| Minutes: | 41 (at Kennesaw State, 11/25/17) |

SPECIALTY STATISTICS ▶ ▶

| CATEGORY | '17-18 | CAREER |
|--------------------------------|--------|--------|
| Double-Digit Points: | 8 | 16 |
| Double-Digit Rebounds: | 0 | 2 |
| Double-Doubles: | 0 | 2 |
| 20+ Point Games: | 0 | 1 |
| 30+ Point Games: | 0 | 0 |
| Lead TSU in Scoring: | 2 | 4 |
| Lead TSU in Rebounding: | 3 | 8 |
| Lead TSU in Assists: | 0 | 0 |

GAME-BY-GAME STATISTICS ▶ ▶

| Opponent | Date | gs | min | Total | | 3-Pointers | | Free throws | | Rebounds | | | pf | a | t/o | blk | stl | pts | avg | | |
|-----------------------|----------|----|-----|--------|--------|------------|-------|-------------|-------|----------|-----|-----|-----|-----|-----|-----|-----|-----|-----|------|-----|
| | | | | fg-fga | pct | 3fg-fga | pct | ft-fa | pct | off | def | tot | | | | | | | | avg | |
| at Kansas | 11/10/17 | | 13 | 1-5 | .200 | 1-4 | .250 | 0-0 | .000 | 0 | 0 | 0 | 0.0 | 5 | 1 | 4 | 0 | 1 | 3 | 3.0 | |
| REINHARDT | 11/13/17 | | 17 | 9-10 | .900 | 1-2 | .500 | 0-0 | .000 | 2 | 5 | 7 | 3.5 | 2 | 0 | 0 | 5 | 0 | 19 | 11.0 | |
| MIDDLE TENNESSEE | 11/18/17 | * | 20 | 2-6 | .333 | 1-3 | .333 | 0-0 | .000 | 0 | 2 | 2 | 3.0 | 2 | 0 | 0 | 0 | 0 | 5 | 9.0 | |
| CANISIUS | 11/21/17 | * | 32 | 7-12 | .583 | 5-9 | .556 | 0-0 | .000 | 1 | 7 | 8 | 4.3 | 0 | 0 | 2 | 0 | 3 | 19 | 11.5 | |
| at Kennesaw State | 11/25/17 | * | 41 | 5-12 | .417 | 1-5 | .200 | 3-4 | .750 | 0 | 6 | 6 | 4.6 | 5 | 1 | 4 | 0 | 2 | 14 | 12.0 | |
| FISK | 11/28/17 | * | 15 | 2-5 | .400 | 0-1 | .000 | 2-2 | 1.000 | 1 | 6 | 7 | 5.0 | 5 | 1 | 4 | 1 | 0 | 6 | 11.0 | |
| LIPSCOMB | 12/02/17 | * | 18 | 0-2 | .000 | 0-2 | .000 | 0-0 | .000 | 1 | 2 | 3 | 4.7 | 5 | 1 | 3 | 0 | 0 | 0 | 9.4 | |
| at Alabama State | 12/12/17 | * | 36 | 3-9 | .333 | 1-5 | .200 | 3-4 | .750 | 0 | 4 | 4 | 4.6 | 2 | 0 | 2 | 0 | 1 | 10 | 9.5 | |
| at N.C. A&T | 12/15/17 | * | 26 | 7-15 | .467 | 1-5 | .200 | 0-0 | .000 | 1 | 2 | 3 | 4.4 | 3 | 1 | 1 | 0 | 1 | 15 | 10.1 | |
| at Texas | 12/18/17 | * | 32 | 2-3 | .667 | 1-2 | .500 | 2-2 | 1.000 | 1 | 3 | 4 | 4.4 | 3 | 0 | 4 | 0 | 0 | 7 | 9.8 | |
| at Purdue | 12/21/17 | * | 6 | 1-1 | 1.000 | 1-1 | 1.000 | 0-0 | .000 | 0 | 1 | 1 | 4.1 | 5 | 0 | 1 | 0 | 0 | 3 | 9.2 | |
| at UT Martin | 12/28/17 | * | 20 | 4-8 | .500 | 4-7 | .571 | 0-0 | .000 | 0 | 3 | 3 | 4.0 | 5 | 2 | 3 | 1 | 2 | 12 | 9.4 | |
| at Southeast Missouri | 12/31/17 | * | 26 | 5-11 | .455 | 2-5 | .400 | 0-0 | .000 | 2 | 2 | 4 | 4.0 | 4 | 1 | 0 | 0 | 2 | 12 | 9.6 | |
| JACKSONVILLE STATE | 01/04/18 | * | 20 | 3-7 | .429 | 1-2 | .500 | 0-0 | .000 | 0 | 3 | 3 | 3.9 | 3 | 1 | 2 | 1 | 0 | 7 | 9.4 | |
| TENNESSEE TECH | 01/06/18 | * | 27 | 2-5 | .400 | 1-4 | .250 | 2-2 | 1.000 | 1 | 6 | 7 | 4.1 | 5 | 1 | 0 | 0 | 0 | 7 | 9.3 | |
| at Eastern Illinois | 01/11/18 | * | 28 | 3-11 | .273 | 1-5 | .200 | 4-4 | 1.000 | 1 | 4 | 5 | 4.2 | 4 | 0 | 2 | 3 | 1 | 11 | 9.4 | |
| at SIUE | 01/13/18 | * | 24 | 3-10 | .300 | 1-5 | .200 | 0-0 | .000 | 1 | 2 | 3 | 4.1 | 5 | 0 | 1 | 0 | 0 | 7 | 9.2 | |
| AUSTIN PEAY | 01/18/18 | * | 22 | 2-4 | .500 | 1-1 | 1.000 | 2-2 | 1.000 | 0 | 4 | 4 | 4.1 | 4 | 0 | 0 | 0 | 0 | 7 | 9.1 | |
| Totals | | | 16 | 423 | 61-136 | .449 | 24-68 | .353 | 18-20 | .900 | 12 | 62 | 74 | 4.1 | 67 | 10 | 33 | 11 | 13 | 164 | 9.1 |

Games played: 18
Minutes/game: 23.5
Points/game: 9.1
FG Pct: 44.9
3FG Pct: 35.3
FT Pct: 90.0

Rebounds/game: 4.1
Assists/game: 0.6
Turnovers/game: 1.8
Assist/turnover ratio: 0.3
Steals/game: 0.7
Blocks/game: 0.6

CAREER STATISTICS ▶ ▶

▶ ▶ PLAYED THE 2014-15 & 2015-16 SEASONS AT MERIDIAN COMMUNITY COLLEGE IN MISSISSIPPI

| | | | Total | | 3-Point | | F-Throws | | Rebounds | | | | | | | | | | Scoring | |
|---------|-------|----------|---------|------|---------|------|----------|------|----------|-----|-----|-----|-----|----|-----|----|-----|-----|---------|-----|
| Season | gp-gs | min/avg | fg-fga | pct | fg-fga | pct | ft-fa | pct | off | def | tot | avg | pf | fo | ast | to | blk | stl | pts | avg |
| 2016-17 | 28-14 | 546/19.5 | 76-171 | .444 | 23-67 | .343 | 25-36 | .694 | 41 | 70 | 111 | 4.0 | 81 | 3 | 13 | 47 | 20 | 13 | 200 | 7.1 |
| 2017-18 | 18-16 | 423/23.5 | 61-136 | .449 | 24-68 | .353 | 18-20 | .900 | 12 | 62 | 74 | 4.1 | 67 | 8 | 10 | 33 | 11 | 13 | 164 | 9.1 |
| TOTAL | 46-30 | 969/21.1 | 137-307 | .446 | 47-135 | .348 | 43-56 | .768 | 53 | 132 | 185 | 4.0 | 148 | 11 | 23 | 80 | 31 | 26 | 364 | 7.9 |



DAVID MORRIS

6-1 | 175 | Fr. | G

Erie, Pa. (Strong Vincent HS)

DAVID MORRIS INFORMATION ▶▶

HIGH SCHOOL / OTHER

- ▶ Finalist for Mr. Basketball in the state of Pennsylvania as a senior in 2016-17
- ▶ Finished high school career with 2,270 points for Strong Vincent High School
- ▶ All-time leading scorer in Erie County (PA) history
- ▶ First player in Erie County history to score 2,000-plus points
- ▶ Fourth All-time leading scorer in District 10 history
- ▶ Three-time Pennsylvania Sports Writers All-State honoree (3rd Team as a sophomore, 2nd Team as a junior, 1st Team as a senior)
- ▶ Led Strong Vincent High School to the 2017 District 10 AAAA Championship as a senior in 2017 and as a junior in 2016
- ▶ Guided team to the PIAA Class 4A State Championship Game as a senior

2017-18 HIGHS ▶▶

| | |
|---------------|---|
| Points: | 0 |
| FG Made: | 0 |
| 3-PT FG Made: | 0 |
| FT Made: | 0 |
| Rebounds: | 0 |
| Assists: | 0 |
| Steals: | 0 |
| Blocks: | 0 |
| Minutes: | 0 |

CAREER HIGHS ▶▶

| | |
|---------------|---|
| FG Made: | 0 |
| 3-PT FG Made: | 0 |
| FT Made: | 0 |
| Rebounds: | 0 |
| Assists: | 0 |
| Steals: | 0 |
| Blocks: | 0 |
| Minutes: | 0 |

SPECIALTY STATISTICS ▶▶


| CATEGORY | '17-18 | CAREER |
|-------------------------|--------|--------|
| Double-Digit Points: | 0 | 0 |
| Double-Digit Rebounds: | 0 | 0 |
| Double-Doubles: | 0 | 0 |
| 20+ Point Games: | 0 | 0 |
| 30+ Point Games: | 0 | 0 |
| Lead TSU in Scoring: | 0 | 0 |
| Lead TSU in Rebounding: | 0 | 0 |
| Lead TSU in Assists: | 0 | 0 |

GAME-BY-GAME STATISTICS ▶▶

▶▶ HAS NOT APPEARED IN A GAME THIS SEASON

CAREER STATISTICS ▶▶

▶▶ HAS NOT APPEARED IN A COLLEGIATE GAME



TRIPP DAVIS

6-3 | 175 | R-So. | G

Nashville, Tenn. (Lighthouse Christian HS)

TRIPP DAVIS INFORMATION ▶▶

TENNESSEE STATE, 2017-18 SEASON

▶ Helped TSU pick up a road win, logging 16 minutes at Alabama State (12/2/17)

TENNESSEE STATE, 2016-17 SEASON

▶ Made collegiate debut at Santa Clara (11/13/16)

TENNESSEE STATE, 2015-16 SEASON

▶ Redshirt season

HIGH SCHOOL / OTHER

▶ Led Lighthouse Christian to national championship in 2015 by winning the National Association of Christian Athletes (NACA) Tournament

▶ All-Midstate Second Team by The Tennessean as a senior

▶ First player in school history to score more than 2,000 points

▶ Thomas Davis - Nicknamed "Tripp"

2017-18 HIGHS ▶▶

Points: 4 (vs. Reinhardt, 11/13/17)
FG Made: 2 (vs. Reinhardt, 11/13/17)
3-PT FG Made: 0
FT Made: 2 (vs. Fisk, 11/28/17)
Rebounds: 6 (vs. Reinhardt, 11/13/17)
Assists: 4 (vs. Reinhardt, 11/13/17)
Steals: 4 (vs. Reinhardt, 11/13/17)
Blocks: 1 (at North Carolina A&T, 12/15/17)
Minutes: 19 (vs. Reinhardt, 11/13/17)

CAREER HIGHS ▶▶

Points: 4 (vs. Reinhardt, 11/13/17)
FG Made: 2 (vs. Reinhardt, 11/13/17)
3-PT FG Made: 0
FT Made: 2 (vs. Fisk, 11/28/17)
Rebounds: 6 (vs. Reinhardt, 11/13/17)
Assists: 4 (vs. Reinhardt, 11/13/17)
Steals: 4 (vs. Reinhardt, 11/13/17)
Blocks: 1 (at North Carolina A&T, 12/15/17)
Minutes: 19 (vs. Reinhardt, 11/13/17)

SPECIALTY STATISTICS ▶▶

| CATEGORY | '17-18 | CAREER |
|-------------------------|--------|--------|
| Double-Digit Points: | 0 | 0 |
| Double-Digit Rebounds: | 0 | 0 |
| Double-Doubles: | 0 | 0 |
| 20+ Point Games: | 0 | 0 |
| 30+ Point Games: | 0 | 0 |
| Lead TSU in Scoring: | 0 | 0 |
| Lead TSU in Rebounding: | 0 | 0 |
| Lead TSU in Assists: | 1 | 1 |

GAME-BY-GAME STATISTICS ▶▶

| Opponent | Date | gs | min | Total fg-fga | pct | 3-Pointers 3fg-fga | pct | Free throws ft-fa | pct | Rebounds off | def | tot | avg | pf | a | t/o | blk | stl | pts | avg |
|-----------------------|----------|-----|-----|-----------------|------|-----------------------|------|----------------------|------|-----------------|-----|-----|-----|----|---|-----|-----|-----|-----|-----|
| at Kansas | 11/10/17 | 3 | 0-1 | .000 | 0-0 | .000 | 0-0 | .000 | 0 | 0 | 0 | 0.0 | 0 | 0 | 0 | 0 | 0 | 0 | 0 | 0.0 |
| REINHARDT | 11/13/17 | 19 | 2-3 | .667 | 0-1 | .000 | 0-1 | .000 | 1 | 5 | 6 | 3.0 | 2 | 4 | 2 | 0 | 4 | 4 | 2.0 | |
| MIDDLE TENNESSEE | 11/18/17 | dnp | - | - | - | - | - | - | - | - | - | - | - | - | - | - | - | - | - | - |
| CANISIUS | 11/21/17 | 6 | 0-0 | .000 | 0-0 | .000 | 0-0 | .000 | 0 | 1 | 1 | 2.3 | 2 | 0 | 1 | 0 | 1 | 0 | 1.3 | |
| at Kennesaw State | 11/25/17 | 2 | 0-0 | .000 | 0-0 | .000 | 0-0 | .000 | 0 | 0 | 0 | 1.8 | 0 | 1 | 0 | 0 | 0 | 0 | 1.0 | |
| FISK | 11/28/17 | 7 | 0-2 | .000 | 0-1 | .000 | 2-2 | 1.000 | 1 | 1 | 2 | 1.8 | 0 | 0 | 1 | 0 | 0 | 2 | 1.2 | |
| LIPSCOMB | 12/02/17 | 4 | 0-0 | .000 | 0-0 | .000 | 0-1 | .000 | 0 | 1 | 1 | 1.7 | 1 | 1 | 0 | 0 | 1 | 0 | 1.0 | |
| at Alabama State | 12/12/17 | 16 | 0-3 | .000 | 0-1 | .000 | 2-3 | .667 | 0 | 1 | 1 | 1.6 | 3 | 0 | 1 | 0 | 1 | 2 | 1.1 | |
| at N.C. A&T | 12/15/17 | 9 | 0-1 | .000 | 0-1 | .000 | 0-0 | .000 | 0 | 2 | 2 | 1.6 | 1 | 0 | 1 | 1 | 0 | 0 | 1.0 | |
| at Texas | 12/18/17 | 1 | 0-0 | .000 | 0-0 | .000 | 0-0 | .000 | 0 | 0 | 0 | 1.4 | 1 | 0 | 0 | 0 | 0 | 0 | 0.9 | |
| at Purdue | 12/21/17 | 8 | 0-1 | .000 | 0-0 | .000 | 1-2 | .500 | 0 | 2 | 2 | 1.5 | 2 | 0 | 0 | 0 | 2 | 1 | 0.9 | |
| at UT Martin | 12/28/17 | dnp | - | - | - | - | - | - | - | - | - | - | - | - | - | - | - | - | - | - |
| at Southeast Missouri | 12/31/17 | 9 | 0-0 | .000 | 0-0 | .000 | 0-0 | .000 | 0 | 0 | 0 | 1.4 | 1 | 0 | 0 | 0 | 0 | 0 | 0.8 | |
| JACKSONVILLE STATE | 01/04/18 | dnp | - | - | - | - | - | - | - | - | - | - | - | - | - | - | - | - | - | - |
| TENNESSEE TECH | 01/06/18 | 11 | 0-1 | .000 | 0-1 | .000 | 0-0 | .000 | 0 | 1 | 1 | 1.3 | 1 | 0 | 0 | 0 | 1 | 0 | 0.8 | |
| at Eastern Illinois | 01/11/18 | 6 | 0-0 | .000 | 0-0 | .000 | 0-0 | .000 | 0 | 1 | 1 | 1.3 | 0 | 0 | 1 | 0 | 0 | 0 | 0.7 | |
| at SIUE | 01/13/18 | dnp | - | - | - | - | - | - | - | - | - | - | - | - | - | - | - | - | - | - |
| AUSTIN PEAY | 01/18/18 | dnp | - | - | - | - | - | - | - | - | - | - | - | - | - | - | - | - | - | - |
| Totals | | 0 | 101 | 2-12 | .167 | 0-5 | .000 | 5-9 | .556 | 2 | 15 | 17 | 1.3 | 14 | 6 | 7 | 1 | 10 | 9 | 0.7 |

Games played: 13
 Minutes/game: 7.8
 Points/game: 0.7
 FG Pct: 16.7
 3FG Pct: 0.0
 FT Pct: 55.6

Rebounds/game: 1.3
 Assists/game: 0.5
 Turnovers/game: 0.5
 Assist/turnover ratio: 0.9
 Steals/game: 0.8
 Blocks/game: 0.1

CAREER STATISTICS ▶▶

▶▶ REDSHIRTED IN FIRST SEASON AT TSU IN 2015-16

| Season | gp-gs | min/avg | Total fg-fga | pct | 3-Point fg-fga | pct | F-Throws ft-fa | pct | Rebounds off | def | tot | avg | pf | fo | ast | to | blk | stl | Scoring pts | avg |
|---------|-------|---------|-----------------|------|-------------------|------|-------------------|------|-----------------|-----|-----|-----|----|----|-----|----|-----|-----|----------------|-----|
| 2016-17 | 5-0 | 18/3.6 | 2-3 | .667 | 0-0 | .000 | 0-0 | .000 | 0 | 3 | 3 | 0.6 | 1 | 0 | 2 | 1 | 0 | 0 | 4 | 0.8 |
| 2017-18 | 13-0 | 101/7.8 | 2-12 | .167 | 0-5 | .000 | 5-9 | .556 | 2 | 15 | 17 | 1.3 | 14 | 0 | 6 | 7 | 1 | 10 | 9 | 0.7 |
| TOTAL | 18-0 | 119/6.6 | 4-15 | .267 | 0-5 | .000 | 5-9 | .556 | 2 | 18 | 20 | 1.1 | 15 | 0 | 8 | 8 | 1 | 10 | 13 | 0.7 |



12

**HAMPUS
AHLIN**

6-6 | 215 | Jr. | F

Stockholm, Sweden (Monroe College)

HAMPUS AHLIN INFORMATION ▶ ▶ PRONOUNCED oo-LEEN

TENNESSEE STATE, 2017-18 SEASON

- ▶ Posted eight points in 21 minutes at #16 Purdue
- ▶ Made first collegiate start in the OVC Opener at UT Martin

MONROE COLLEGE (JUCO), 2015-16 & 2016-17 SEASONS

- ▶ Played first two collegiate seasons at Monroe College, a junior college in New Rochelle, N.Y.
- ▶ Averaged 8.8 points and 3.2 rebounds per game with 45 made three pointers as a sophomore in 2016-17
- ▶ Helped lead Monroe College to the Region XV Championship, the District 3 Championship and a berth in the NJCAA National Tournament Sweet 16 as a sophomore
- ▶ Scored in double figures 11 times on the year including a season-high 27 points in the Region XV Championship Game
- ▶ Put up 7.3 points and 2.7 rebounds per game with 40 made threes as a freshman at Monroe
- ▶ In two years at the junior college level, helped team post 45-20 overall record

HIGH SCHOOL / OTHER

- ▶ Played basketball at Tibble Gymnasium in Stockholm, Sweden
- ▶ Earned the Shooter of the Year award for 2013-14 and 2014-15

2017-18 HIGHS ▶ ▶

Points: 8 (at #16 Purdue, 12/21/17)
FG Made: 2 (at #16 Purdue, 12/21/17)
3-PT FG Made: 2 (at #16 Purdue, 12/21/17)
FT Made: 2 (at #16 Purdue, 12/21/17)
Rebounds: 2 (3x, last at UT Martin, 12/28/17)
Assists: 1 (vs. Reinhardt, 11/13/17)
Steals: 1 (2x, last at #16 Purdue, 12/21/17)
Blocks: 0
Minutes: 21 (at #16 Purdue, 12/21/17)

CAREER HIGHS ▶ ▶

Points: 8 (at #16 Purdue, 12/21/17)
FG Made: 2 (at #16 Purdue, 12/21/17)
3-PT FG Made: 2 (at #16 Purdue, 12/21/17)
FT Made: 2 (at #16 Purdue, 12/21/17)
Rebounds: 2 (3x, last at UT Martin, 12/28/17)
Assists: 1 (vs. Reinhardt, 11/13/17)
Steals: 1 (2x, last at #16 Purdue, 12/21/17)
Blocks: 0
Minutes: 21 (at #16 Purdue, 12/21/17)

SPECIALTY STATISTICS ▶ ▶

| CATEGORY | '17-18 | CAREER |
|-------------------------|--------|--------|
| Double-Digit Points: | 0 | 0 |
| Double-Digit Rebounds: | 0 | 0 |
| Double-Doubles: | 0 | 0 |
| 20+ Point Games: | 0 | 0 |
| 30+ Point Games: | 0 | 0 |
| Lead TSU in Scoring: | 0 | 0 |
| Lead TSU in Rebounding: | 0 | 0 |
| Lead TSU in Assists: | 0 | 0 |

GAME-BY-GAME STATISTICS ▶ ▶

| Opponent | Date | gs | min | Total | | 3-Pointers | | Free throws | | Rebounds | | | pf | a | t/o | blk | stl | pts | avg | |
|-----------------------|----------|-----|-----|--------|------|------------|------|-------------|-------|----------|-----|-----|-----|---|-----|-----|-----|-----|-----|-----|
| | | | | fg-fga | pct | 3fg-fga | pct | ft-fa | pct | off | def | tot | | | | | | | | avg |
| at Kansas | 11/10/17 | 3 | 0-0 | .000 | 0-0 | .000 | 0-0 | .000 | 0 | 1 | 1 | 1.0 | 0 | 0 | 0 | 0 | 0 | 0.0 | | |
| REINHARDT | 11/13/17 | 12 | 1-5 | .200 | 0-2 | .000 | 0-0 | .000 | 1 | 1 | 2 | 1.5 | 1 | 1 | 0 | 0 | 0 | 2 | 1.0 | |
| MIDDLE TENNESSEE | 11/18/17 | dnp | - | - | - | - | - | - | - | - | - | - | - | - | - | - | - | - | | |
| CANISIUS | 11/21/17 | dnp | - | - | - | - | - | - | - | - | - | - | - | - | - | - | - | - | | |
| at Kennesaw State | 11/25/17 | 5 | 0-1 | .000 | 0-0 | .000 | 0-0 | .000 | 0 | 0 | 0 | 1.0 | 0 | 0 | 0 | 0 | 0 | 0 | 0.7 | |
| FISK | 11/28/17 | 6 | 1-1 | 1.000 | 1-1 | 1.000 | 0-0 | .000 | 0 | 0 | 0 | 0.8 | 1 | 0 | 0 | 0 | 0 | 3 | 1.3 | |
| LIPSCOMB | 12/02/17 | 2 | 0-0 | .000 | 0-0 | .000 | 0-0 | .000 | 0 | 0 | 0 | 0.6 | 0 | 0 | 0 | 0 | 0 | 0 | 1.0 | |
| at Alabama State | 12/12/17 | 1 | 0-1 | .000 | 0-1 | .000 | 0-0 | .000 | 0 | 0 | 0 | 0.5 | 0 | 0 | 0 | 0 | 0 | 0 | 0.8 | |
| at N.C. A&T | 12/15/17 | dnp | - | - | - | - | - | - | - | - | - | - | - | - | - | - | - | - | | |
| at Texas | 12/18/17 | 14 | 1-3 | .333 | 0-0 | .000 | 0-0 | .000 | 0 | 1 | 1 | 0.6 | 2 | 0 | 2 | 0 | 1 | 2 | 1.0 | |
| at Purdue | 12/21/17 | 21 | 2-5 | .400 | 2-5 | .400 | 2-2 | 1.000 | 0 | 2 | 2 | 0.8 | 1 | 0 | 4 | 0 | 1 | 8 | 1.9 | |
| at UT Martin | 12/28/17 | * 3 | 0-1 | .000 | 0-1 | .000 | 0-0 | .000 | 0 | 2 | 2 | 0.9 | 0 | 0 | 1 | 0 | 0 | 0 | 1.7 | |
| at Southeast Missouri | 12/31/17 | dnp | - | - | - | - | - | - | - | - | - | - | - | - | - | - | - | - | | |
| JACKSONVILLE STATE | 01/04/18 | dnp | - | - | - | - | - | - | - | - | - | - | - | - | - | - | - | - | | |
| TENNESSEE TECH | 01/06/18 | dnp | - | - | - | - | - | - | - | - | - | - | - | - | - | - | - | - | | |
| at Eastern Illinois | 01/11/18 | dnp | - | - | - | - | - | - | - | - | - | - | - | - | - | - | - | - | | |
| at SIUE | 01/13/18 | dnp | - | - | - | - | - | - | - | - | - | - | - | - | - | - | - | - | | |
| AUSTIN PEAY | 01/18/18 | dnp | - | - | - | - | - | - | - | - | - | - | - | - | - | - | - | - | | |
| Totals | | 1 | 67 | 5-17 | .294 | 3-10 | .300 | 2-2 | 1.000 | 1 | 7 | 8 | 0.9 | 5 | 1 | 7 | 0 | 2 | 15 | 1.7 |

Games played: 9
 Minutes/game: 7.4
 Points/game: 1.7
 FG Pct: 29.4
 3FG Pct: 30.0
 FT Pct: 100.0

Rebounds/game: 0.9
 Assists/game: 0.1
 Turnovers/game: 0.8
 Assist/turnover ratio: 0.1
 Steals/game: 0.2

CAREER STATISTICS ▶ ▶

▶ ▶ PLAYED 2015-16 & 2016-17 SEASONS AT MONROE COLLEGE (JUCO)

| | | | Total | | 3-Point | | F-Throws | | Rebounds | | | | | | | | | | Scoring | |
|---------|-------|---------|--------|------|---------|------|----------|-------|----------|-----|-----|-----|----|----|-----|----|-----|-----|---------|-----|
| Season | gp-gs | min/avg | fg-fga | pct | fg-fga | pct | ft-fa | pct | off | def | tot | avg | pf | fo | ast | to | blk | stl | pts | avg |
| 2017-18 | 9-1 | 67/7.4 | 5-17 | .294 | 3-10 | .300 | 2-2 | 1.000 | 1 | 7 | 8 | 0.9 | 5 | 0 | 1 | 7 | 0 | 2 | 15 | 1.7 |
| TOTAL | 9-1 | 67/7.4 | 5-17 | .294 | 3-10 | .300 | 2-2 | 1.000 | 1 | 7 | 8 | 0.9 | 5 | 0 | 1 | 7 | 0 | 2 | 15 | 1.7 |



13

SAMSON OYEDIRAN

6-7 | 211 | R-Jr. | F

London, England (Ancilla College)

SAMSON OYEDIRAN INFORMATION ▶ ▶ PRONOUNCED oh-YAY-der-in

TENNESSEE STATE, 2017-18 SEASON

▶ Logged 17 minutes and had six rebounds in a road win at Alabama State

TENNESSEE STATE, 2016-17 SEASON

▶ Played season-high 12 minutes in opener vs. UC Davis (11/11/16)

TENNESSEE STATE, 2015-16 SEASON

▶ Played in 23 games with one start as a redshirt-freshman
▶ Shot 48.0 percent (12-for-25) from the field

ANCILLA COLLEGE (JUCO), 2014-15 SEASON

▶ Attended Ancilla College, a JC in Indiana, but did not play

HIGH SCHOOL / OTHER

▶ Attended high school in his native England, starring for Preston's College
▶ Averaged 15.6 points and 9.7 rebounds per game

2017-18 HIGHS ▶ ▶

Points: 2 (3x, last vs. Austin Peay, 1/18/18)
FG Made: 1 (3x, last vs. Austin Peay, 1/18/18)
3-PT FG Made: 0
FT Made: 0
Rebounds: 6 (at Alabama State, 12/12/17)
Assists: 0
Steals: 1 (at Alabama State, 12/12/17)
Blocks: 0
Minutes: 17 (at Alabama State, 12/12/17)

CAREER HIGHS ▶ ▶

Points: 5 (vs. Fisk, 11/18/15)
FG Made: 2 (vs. Fisk, 11/18/15)
3-PT FG Made: 1 (5x, last vs. UC Davis, 11/11/16)
FT Made: 1 (5x, last at Duke, 12/19/16)
Rebounds: 6 (at Alabama State, 12/12/17)
Assists: 1 (2x, last at UC Davis, 11/11/16)
Steals: 1 (3x, last at Alabama State, 12/12/17)
Blocks: 0
Minutes: 17 (2x, last at Alabama State, 12/12/17)

SPECIALTY STATISTICS ▶ ▶

| CATEGORY | '17-18 | CAREER |
|-------------------------|--------|--------|
| Double-Digit Points: | 0 | 0 |
| Double-Digit Rebounds: | 0 | 0 |
| Double-Doubles: | 0 | 0 |
| 20+ Point Games: | 0 | 0 |
| 30+ Point Games: | 0 | 0 |
| Lead TSU in Scoring: | 0 | 0 |
| Lead TSU in Rebounding: | 0 | 0 |
| Lead TSU in Assists: | 0 | 0 |

GAME-BY-GAME STATISTICS ▶ ▶

| Opponent | Date | gs | min | Total | | 3-Pointers | | Free throws | | Rebounds | | | | pf | a | t/o | blk | stl | pts | avg |
|-----------------------|----------|-----|-----|--------|------|------------|------|-------------|------|----------|-----|-----|-----|----|---|-----|-----|-----|-----|-----|
| | | | | fg-fga | pct | 3fg-fga | pct | ft-fa | pct | off | def | tot | avg | | | | | | | |
| at Kansas | 11/10/17 | dnp | - | - | - | - | - | - | - | - | - | - | - | - | - | - | - | - | - | - |
| REINHARDT | 11/13/17 | dnp | - | - | - | - | - | - | - | - | - | - | - | - | - | - | - | - | - | - |
| MIDDLE TENNESSEE | 11/18/17 | dnp | - | - | - | - | - | - | - | - | - | - | - | - | - | - | - | - | - | - |
| CANISIUS | 11/21/17 | dnp | - | - | - | - | - | - | - | - | - | - | - | - | - | - | - | - | - | - |
| at Kennesaw State | 11/25/17 | dnp | - | - | - | - | - | - | - | - | - | - | - | - | - | - | - | - | - | - |
| FISK | 11/28/17 | 8 | 0-0 | .000 | 0-0 | .000 | 0-0 | .000 | 0-0 | 0 | 1 | 1 | 1.0 | 1 | 0 | 0 | 0 | 0 | 0 | 0.0 |
| LIPSCOMB | 12/02/17 | 2 | 0-0 | .000 | 0-0 | .000 | 0-0 | .000 | 0-0 | 0 | 0 | 0 | 0.5 | 0 | 0 | 0 | 0 | 0 | 0 | 0.0 |
| at Alabama State | 12/12/17 | 17 | 1-1 | 1.000 | 0-0 | .000 | 0-0 | .000 | 0-0 | 1 | 5 | 6 | 2.3 | 1 | 0 | 0 | 0 | 1 | 2 | 0.7 |
| at N.C. A&T | 12/15/17 | 7 | 0-0 | .000 | 0-0 | .000 | 0-0 | .000 | 0-0 | 0 | 1 | 1 | 2.0 | 3 | 0 | 1 | 0 | 0 | 0 | 0.5 |
| at Texas | 12/18/17 | 2 | 0-0 | .000 | 0-0 | .000 | 0-0 | .000 | 0-0 | 0 | 0 | 0 | 1.6 | 0 | 0 | 0 | 0 | 0 | 0 | 0.4 |
| at Purdue | 12/21/17 | 9 | 1-2 | .500 | 0-0 | .000 | 0-0 | .000 | 0-0 | 1 | 0 | 1 | 1.5 | 0 | 0 | 0 | 0 | 0 | 2 | 0.7 |
| at UT Martin | 12/28/17 | dnp | - | - | - | - | - | - | - | - | - | - | - | - | - | - | - | - | - | - |
| at Southeast Missouri | 12/31/17 | dnp | - | - | - | - | - | - | - | - | - | - | - | - | - | - | - | - | - | - |
| JACKSONVILLE STATE | 01/04/18 | dnp | - | - | - | - | - | - | - | - | - | - | - | - | - | - | - | - | - | - |
| TENNESSEE TECH | 01/06/18 | dnp | - | - | - | - | - | - | - | - | - | - | - | - | - | - | - | - | - | - |
| at Eastern Illinois | 01/11/18 | 0 | 0-0 | .000 | 0-0 | .000 | 0-0 | .000 | 0-0 | 0 | 0 | 0 | 1.3 | 0 | 0 | 0 | 0 | 0 | 0 | 0.6 |
| at SIUE | 01/13/18 | dnp | - | - | - | - | - | - | - | - | - | - | - | - | - | - | - | - | - | - |
| AUSTIN PEAY | 01/18/18 | 13 | 1-1 | 1.000 | 0-0 | .000 | 0-0 | .000 | 0-0 | 0 | 1 | 1 | 1.3 | 2 | 0 | 0 | 0 | 0 | 2 | 0.8 |
| Totals | | 0 | 58 | 3-4 | .750 | 0-0 | .000 | 0-0 | .000 | 2 | 8 | 10 | 1.3 | 7 | 0 | 1 | 0 | 1 | 6 | 0.8 |

Games played: 8
Minutes/game: 7.3
Points/game: 0.8
FG Pct: 75.0

Rebounds/game: 1.3
Turnovers/game: 0.1
Steals/game: 0.1

CAREER STATISTICS ▶ ▶

▶ ▶ SPENT 2014-15 AT ANCILLA COLLEGE, A JUNIOR COLLEGE IN INDIANA BUT DID NOT PLAY

| | | | Total | | 3-Point | | F-Throws | | Rebounds | | | | | | | | | | Scoring | |
|---------|-------|---------|--------|------|---------|------|----------|------|----------|-----|-----|-----|----|----|-----|----|-----|-----|---------|-----|
| Season | gp-gs | min/avg | fg-fga | pct | fg-fga | pct | ft-fga | pct | off | def | tot | avg | pf | fo | ast | to | blk | stl | pts | avg |
| 2015-16 | 23-1 | 163/7.1 | 12-25 | .480 | 4-13 | .308 | 3-8 | .375 | 12 | 15 | 27 | 1.2 | 39 | 2 | 1 | 15 | 0 | 2 | 31 | 1.3 |
| 2016-17 | 15-0 | 79/5.3 | 4-12 | .333 | 1-5 | .200 | 5-9 | .556 | 5 | 8 | 13 | 0.9 | 19 | 1 | 1 | 1 | 0 | 0 | 14 | 0.9 |
| 2017-18 | 8-0 | 58/7.3 | 3-4 | .750 | 0-0 | .000 | 0-0 | .000 | 2 | 8 | 10 | 1.3 | 7 | 0 | 0 | 1 | 0 | 1 | 6 | 0.8 |
| TOTAL | 46-1 | 300/6.5 | 19-41 | .463 | 5-18 | .278 | 8-17 | .471 | 19 | 31 | 50 | 1.1 | 65 | 3 | 2 | 17 | 0 | 3 | 51 | 1.1 |



14

DARREON REDDICK

6-4 | 195 | Sr. | G

Belleville, Ill. (Belleville East HS)

DARREON REDDICK INFORMATION ▶▶ PRONOUNCED DARE-ee-onn RED-ick**TENNESSEE STATE, 2017-18 SEASON**

- ▶ Team Captain
- ▶ Scored 20 points in the season opener at #4/3 Kansas

TENNESSEE STATE, 2016-17 SEASON

- ▶ Appeared in 29 games with 26 starts
- ▶ 12 games with 10+ points
- ▶ Tied for the team lead with 14 points at #5/4 Duke and went for a season-high 19 points at Austin Peay

TENNESSEE STATE, 2015-16 SEASON

- ▶ Played in all 31 games and had 26 starts as a sophomore
- ▶ Scored in double-figures seven times on the season
- ▶ Had a career-high eight assists vs. Alcorn St.

TENNESSEE STATE, 2014-15 SEASON

- ▶ Played in all 31 games with 26 starts as a freshman
- ▶ Double-double with 14 pts & season-high 13 rebs vs. Fisk (11/20/14)
- ▶ OVC Freshman of the Week (1/12/15)
- ▶ Season-high 25 points at Murray St. (1/17/15)

HIGH SCHOOL / OTHER

- ▶ All-State Honorable Mention and First Team All-Conference as a senior for Belleville East HS

2017-18 HIGHS ▶▶

Points: 20 (at #4/3 Kansas, 11/10/17)
FG Made: 7 (at #4/3 Kansas, 11/10/17)
3-PT FG Made: 3 (3x, last vs. Austin Peay, 1/18/18)
FT Made: 7 (vs. Tennessee Tech, 1/6/18)
Rebounds: 7 (vs. Tennessee Tech, 1/6/18)
Assists: 7 (at UT Martin, 12/28/17)
Steals: 4 (at SIUE, 1/13/18)
Blocks: 1 (3x, last vs. Austin Peay, 1/18/18)
Minutes: 42 (at UT Martin, 12/28/17)

CAREER HIGHS ▶▶

Points: 25 (at Murray St., 1/17/15)
FG Made: 7 (3x, last at #4/3 Kansas, 11/10/17)
3-PT FG Made: 5 (vs. Covenant, 12/27/16)
FT Made: 8 (at Murray St., 1/17/15)
Rebounds: 13 (vs. Fisk, 11/20/14)
Assists: 8 (vs. Alcorn St., 12/19/15)
Steals: 4 (2x, last at SIUE, 1/13/18)
Blocks: 1 (5x, last at Eastern Illinois, 1/11/18)
Minutes: 42 (at UT Martin, 12/28/17)

SPECIALTY STATISTICS ▶▶

| CATEGORY | '17-18 | CAREER |
|-------------------------|--------|--------|
| Double-Digit Points: | 8 | 38 |
| Double-Digit Rebounds: | 0 | 1 |
| Double-Doubles: | 0 | 1 |
| 20+ Point Games: | 1 | 2 |
| 30+ Point Games: | 0 | 0 |
| Lead TSU in Scoring: | 2 | 13 |
| Lead TSU in Rebounding: | 1 | 6 |
| Lead TSU in Assists: | 2 | 16 |

GAME-BY-GAME STATISTICS ▶▶

| Opponent | Date | qs | min | Total | | 3-Pointers | | Free throws | | Rebounds | | | | | pts | avg | | | | | |
|-----------------------|----------|----|-----|--------|--------|------------|-------|-------------|-------|----------|-----|-----|-----|-----|-----|-----|----|----|------|------|-----|
| | | | | fg-fga | pct | 3fg-fga | pct | ft-fa | pct | off | def | tot | avg | | | | | | | | |
| at Kansas | 11/10/17 | * | 34 | 7-15 | .467 | 3-7 | .429 | 3-4 | .750 | 0 | 3 | 3 | 3.0 | 2 | 1 | 0 | 0 | 20 | 20.0 | | |
| REINHARDT | 11/13/17 | * | 23 | 3-10 | .300 | 1-6 | .167 | 1-2 | .500 | 1 | 2 | 3 | 3.0 | 0 | 3 | 1 | 0 | 8 | 14.0 | | |
| MIDDLE TENNESSEE | 11/18/17 | * | 33 | 5-11 | .455 | 1-2 | .500 | 2-7 | .286 | 3 | 3 | 6 | 4.0 | 1 | 1 | 2 | 0 | 13 | 13.7 | | |
| CANISIUS | 11/21/17 | * | 21 | 1-3 | .333 | 0-1 | .000 | 1-2 | .500 | 0 | 1 | 1 | 3.3 | 2 | 0 | 2 | 0 | 1 | 3 | 11.0 | |
| at Kennesaw State | 11/25/17 | * | 39 | 1-8 | .125 | 1-2 | .500 | 1-2 | .500 | 0 | 2 | 2 | 3.0 | 2 | 3 | 1 | 0 | 4 | 9.6 | | |
| FISK | 11/28/17 | * | 18 | 0-6 | .000 | 0-4 | .000 | 0-2 | .000 | 0 | 3 | 3 | 3.0 | 0 | 2 | 1 | 1 | 2 | 8.0 | | |
| LIPSCOMB | 12/02/17 | * | 27 | 2-8 | .250 | 0-3 | .000 | 2-4 | .500 | 0 | 3 | 3 | 3.0 | 2 | 4 | 1 | 0 | 2 | 7.7 | | |
| at Alabama State | 12/12/17 | | 16 | 1-1 | 1.000 | 1-1 | 1.000 | 4-4 | 1.000 | 0 | 0 | 0 | 2.6 | 4 | 0 | 1 | 0 | 1 | 7.6 | | |
| at N.C. A&T | 12/15/17 | | 18 | 0-6 | .000 | 0-3 | .000 | 0-0 | .000 | 1 | 1 | 2 | 2.6 | 1 | 2 | 1 | 0 | 0 | 6.8 | | |
| at Texas | 12/18/17 | | 11 | 0-0 | .000 | 0-0 | .000 | 0-0 | .000 | 0 | 0 | 0 | 2.3 | 1 | 1 | 3 | 0 | 0 | 6.1 | | |
| at Purdue | 12/21/17 | | 2 | 0-1 | .000 | 0-1 | .000 | 0-0 | .000 | 0 | 0 | 0 | 2.1 | 0 | 0 | 0 | 0 | 0 | 5.5 | | |
| at UT Martin | 12/28/17 | | 42 | 3-9 | .333 | 1-5 | .200 | 4-4 | 1.000 | 0 | 3 | 3 | 2.2 | 1 | 7 | 2 | 0 | 0 | 11 | 6.0 | |
| at Southeast Missouri | 12/31/17 | * | 25 | 3-6 | .500 | 0-1 | .000 | 5-5 | 1.000 | 0 | 1 | 1 | 2.1 | 3 | 1 | 3 | 0 | 1 | 11 | 6.4 | |
| JACKSONVILLE STATE | 01/04/18 | * | 32 | 1-2 | .500 | 0-1 | .000 | 1-1 | 1.000 | 0 | 3 | 3 | 2.1 | 0 | 0 | 2 | 0 | 0 | 3 | 6.1 | |
| TENNESSEE TECH | 01/06/18 | * | 39 | 5-8 | .625 | 0-1 | .000 | 7-8 | .875 | 2 | 5 | 7 | 2.5 | 2 | 3 | 6 | 0 | 0 | 17 | 6.9 | |
| at Eastern Illinois | 01/11/18 | * | 32 | 3-7 | .429 | 3-5 | .600 | 3-4 | .750 | 1 | 3 | 4 | 2.6 | 2 | 1 | 2 | 1 | 1 | 12 | 7.2 | |
| at SIUE | 01/13/18 | * | 34 | 4-8 | .500 | 2-4 | .500 | 0-3 | .000 | 0 | 4 | 4 | 2.6 | 2 | 1 | 2 | 0 | 4 | 10 | 7.4 | |
| AUSTIN PEAY | 01/18/18 | * | 38 | 3-8 | .375 | 3-6 | .500 | 3-5 | .600 | 0 | 0 | 0 | 2.5 | 3 | 2 | 5 | 1 | 0 | 12 | 7.6 | |
| Totals | | | 13 | 484 | 42-117 | .359 | 16-53 | .302 | 37-57 | .649 | 8 | 37 | 45 | 2.5 | 28 | 32 | 35 | 3 | 12 | 137 | 7.6 |

Games played: 18
 Minutes/game: 26.9
 Points/game: 7.6
 FG Pct: 35.9
 3FG Pct: 30.2
 FT Pct: 64.9

Rebounds/game: 2.5
 Assists/game: 1.8
 Turnovers/game: 1.9
 Assist/turnover ratio: 0.9
 Steals/game: 0.7
 Blocks/game: 0.2

CAREER STATISTICS ▶▶

| | | | Total | | 3-Point | | F-Throws | | Rebounds | | | | | | | | | | | Scoring | |
|---------|--------|-----------|---------|------|---------|------|----------|------|----------|-----|-----|-----|-----|----|-----|-----|-----|-----|-----|---------|--|
| Season | gp-gs | min/avg | fg-fga | pct | fg-fga | pct | ft-fa | pct | off | def | tot | avg | pf | fo | ast | to | blk | stl | pts | avg | |
| 2014-15 | 31-26 | 842/27.2 | 82-205 | .400 | 22-49 | .449 | 52-75 | .693 | 19 | 93 | 112 | 3.6 | 83 | 5 | 42 | 61 | 2 | 22 | 238 | 7.7 | |
| 2015-16 | 31-26 | 721/23.3 | 54-170 | .318 | 24-88 | .273 | 43-53 | .811 | 9 | 52 | 61 | 2.0 | 38 | 0 | 42 | 38 | 0 | 17 | 175 | 5.6 | |
| 2016-17 | 29-26 | 844/29.1 | 86-237 | .363 | 45-130 | .346 | 44-59 | .746 | 3 | 61 | 64 | 2.2 | 51 | 0 | 35 | 37 | 1 | 11 | 261 | 9.0 | |
| 2017-18 | 18-13 | 484/26.9 | 42-117 | .359 | 16-53 | .302 | 37-57 | .649 | 8 | 37 | 45 | 2.5 | 28 | 0 | 32 | 35 | 3 | 12 | 137 | 7.6 | |
| TOTAL | 109-91 | 2891/26.5 | 264-729 | .362 | 107-320 | .334 | 176-244 | .721 | 39 | 243 | 282 | 2.6 | 200 | 5 | 151 | 171 | 6 | 62 | 811 | 7.4 | |



21

CHRISTIAN MEKOWULU

6-9 | 245 | R-Jr. | F

Lagos, Nigeria (Covenant Christian HS (Ga.))

CHRISTIAN MEKOWULU INFORMATION ▶ ▶ PRONOUNCED mek-uh-WUU-Luu

TENNESSEE STATE, 2017-18 SEASON

- ▶ Team Captain
- ▶ Named OVC Player of the Week on Dec. 4, 2017 after posting back-to-back double-doubles vs. Fisk and Lipscomb
- ▶ Double-doubles versus Fisk, Lipscomb, Alabama State and Texas

TENNESSEE STATE, 2016-17 SEASON

- ▶ Started 16 of the final 17 games of the season
- ▶ Scored in double figures 12 times

TENNESSEE STATE, 2015-16 SEASON

- ▶ Missed the 2015-16 season due to knee injury

TENNESSEE STATE, 2014-15 SEASON

- ▶ Led TSU in rebounding 12 times
- ▶ OVC Co-Freshman of the Week (12/1/14); OVC Freshman of the Week (1/5/15)
- ▶ Double-doubles vs. Kennesaw State (16 pts & 11 rebs) and SIUE (12 pts & 12 rebs)

HIGH SCHOOL/OTHER

- ▶ Averaged double-double of 12 ppg and 11 rpg as a senior at Covenant Christian Ministries Academy
- ▶ 14th best forward & 36th best player from Ga. according to maxpreps.com
- ▶ Has a 7'3 Wingspan, which is the longest on the team

2017-18 HIGHS ▶ ▶

Points: 26 (vs. Lipscomb, 12/2/17)
FG Made: 10 (vs. Lipscomb, 12/2/17)
3-PT FG Made: 0
FT Made: 12 (at Alabama State, 12/12/17)
Rebounds: 18 (vs. Fisk, 11/28/17)
Assists: 3 (at North Carolina A&T, 12/15/17)
Steals: 3 (2x, last vs. Jacksonville State, 1/4/18)
Blocks: 5 (vs. Tennessee Tech, 1/6/18)
Minutes: 44 (at UT Martin, 12/28/17)

CAREER HIGHS ▶ ▶

Points: 26 (vs. Lipscomb, 12/2/17)
FG Made: 10 (vs. Lipscomb, 12/2/17)
3-PT FG Made: 0
FT Made: 12 (at Alabama State, 12/12/17)
Rebounds: 18 (vs. Fisk, 11/28/17)
Assists: 3 (2x, last at North Carolina A&T, 12/15/17)
Steals: 3 (3x, last vs. Jacksonville State, 1/4/18)
Blocks: 5 (vs. Tennessee Tech, 1/6/18)
Minutes: 44 (at UT Martin, 12/28/17)

SPECIALTY STATISTICS ▶ ▶

| CATEGORY | '17-18 | CAREER |
|-------------------------|--------|--------|
| Double-Digit Points: | 11 | 24 |
| Double-Digit Rebounds: | 4 | 9 |
| Double-Doubles: | 4 | 6 |
| 20+ Point Games: | 2 | 3 |
| 30+ Point Games: | 0 | 0 |
| Lead TSU in Scoring: | 6 | 12 |
| Lead TSU in Rebounding: | 14 | 26 |
| Lead TSU in Assists: | 2 | 2 |

GAME-BY-GAME STATISTICS ▶ ▶

| Opponent | Date | gs | min | Total | | 3-Pointers | | Free throws | | Rebounds | | | | | | | | | | |
|-----------------------|----------|----|-----|--------|-------|------------|------|-------------|-------|----------|-----|-----|-----|----|----|-----|-----|-----|-----|------|
| | | | | fg-fga | pct | 3fg-fga | pct | ft-fa | pct | off | def | tot | avg | pf | a | t/o | blk | stl | pts | avg |
| at Kansas | 11/10/17 | * | 27 | 2-7 | .286 | 0-0 | .000 | 1-2 | .500 | 3 | 4 | 7 | 7.0 | 1 | 1 | 3 | 0 | 1 | 5 | 5.0 |
| REINHARDT | 11/13/17 | * | 17 | 2-6 | .333 | 0-1 | .000 | 3-4 | .750 | 2 | 7 | 9 | 8.0 | 1 | 0 | 1 | 2 | 1 | 7 | 6.0 |
| MIDDLE TENNESSEE | 11/18/17 | * | 31 | 2-4 | .500 | 0-0 | .000 | 5-6 | .833 | 3 | 5 | 8 | 8.0 | 5 | 1 | 3 | 1 | 2 | 9 | 7.0 |
| CANISIUS | 11/21/17 | * | 30 | 7-8 | .875 | 0-0 | .000 | 0-2 | .000 | 0 | 3 | 3 | 6.8 | 3 | 1 | 3 | 1 | 1 | 14 | 8.8 |
| at Kennesaw State | 11/25/17 | * | 20 | 3-6 | .500 | 0-0 | .000 | 3-6 | .500 | 4 | 3 | 7 | 6.8 | 5 | 0 | 2 | 1 | 0 | 9 | 8.8 |
| FISK | 11/28/17 | * | 22 | 5-8 | .625 | 0-0 | .000 | 6-7 | .857 | 7 | 11 | 18 | 8.7 | 4 | 0 | 3 | 4 | 0 | 16 | 10.0 |
| LIPSCOMB | 12/02/17 | * | 40 | 10-14 | .714 | 0-0 | .000 | 6-8 | .750 | 5 | 10 | 15 | 9.6 | 5 | 1 | 4 | 3 | 1 | 26 | 12.3 |
| at Alabama State | 12/12/17 | * | 22 | 1-3 | .333 | 0-1 | .000 | 12-16 | .750 | 1 | 9 | 10 | 9.6 | 4 | 0 | 2 | 2 | 0 | 14 | 12.5 |
| at N.C. A&T | 12/15/17 | * | 35 | 1-3 | .333 | 0-0 | .000 | 1-2 | .500 | 1 | 8 | 9 | 9.6 | 3 | 3 | 0 | 0 | 2 | 3 | 11.4 |
| at Texas | 12/18/17 | * | 35 | 6-14 | .429 | 0-0 | .000 | 3-5 | .600 | 6 | 5 | 11 | 9.7 | 1 | 2 | 3 | 2 | 3 | 15 | 11.8 |
| at Purdue | 12/21/17 | * | 22 | 3-4 | .750 | 0-0 | .000 | 4-6 | .667 | 1 | 3 | 4 | 9.2 | 4 | 0 | 4 | 0 | 0 | 10 | 11.6 |
| at UT Martin | 12/28/17 | * | 44 | 5-7 | .714 | 0-0 | .000 | 0-2 | .000 | 1 | 8 | 9 | 9.2 | 2 | 0 | 5 | 1 | 0 | 10 | 11.5 |
| at Southeast Missouri | 12/31/17 | * | 25 | 3-7 | .429 | 0-0 | .000 | 2-3 | .667 | 1 | 2 | 3 | 8.7 | 3 | 1 | 2 | 2 | 2 | 8 | 11.2 |
| JACKSONVILLE STATE | 01/04/18 | * | 36 | 4-10 | .400 | 0-0 | .000 | 6-6 | 1.000 | 1 | 8 | 9 | 8.7 | 2 | 0 | 1 | 2 | 3 | 14 | 11.4 |
| TENNESSEE TECH | 01/06/18 | * | 37 | 5-11 | .455 | 0-0 | .000 | 10-13 | .769 | 2 | 2 | 4 | 8.4 | 3 | 0 | 2 | 5 | 1 | 20 | 12.0 |
| at Eastern Illinois | 01/11/18 | * | 33 | 1-7 | .143 | 0-0 | .000 | 8-8 | 1.000 | 4 | 4 | 8 | 8.4 | 2 | 1 | 5 | 0 | 2 | 10 | 11.9 |
| at SIUE | 01/13/18 | * | 32 | 8-9 | .889 | 0-0 | .000 | 8-10 | .800 | 2 | 4 | 6 | 8.2 | 4 | 0 | 5 | 0 | 0 | 24 | 12.6 |
| AUSTIN PEAY | 01/18/18 | * | 22 | 1-1 | 1.000 | 0-0 | .000 | 4-5 | .800 | 1 | 6 | 7 | 8.2 | 4 | 1 | 0 | 1 | 1 | 6 | 12.2 |
| Totals | | 17 | 530 | 69-129 | .535 | 0-2 | .000 | 82-111 | .739 | 45 | 102 | 147 | 8.2 | 56 | 12 | 48 | 27 | 20 | 220 | 12.2 |

Games played: 18
 Minutes/game: 29.4
 Points/game: 12.2
 FG Pct: 53.5
 3FG Pct: 0.0
 FT Pct: 73.9

Rebounds/game: 8.2
 Assists/game: 0.7
 Turnovers/game: 2.7
 Assist/turnover ratio: 0.3
 Steals/game: 1.1
 Blocks/game: 1.5

CAREER STATISTICS ▶ ▶

▶ ▶ MISSED THE 2015-16 SEASON DUE TO KNEE INJURY

| | | | Total | | 3-Point | | F-Throws | | Rebounds | | | | | | | | | | Scoring | |
|---------|-------|-----------|---------|------|---------|------|----------|------|----------|-----|-----|-----|-----|----|-----|-----|-----|-----|---------|------|
| Season | gp-gs | min/avg | fg-fga | pct | fg-fga | pct | ft-fa | pct | off | def | tot | avg | pf | fo | ast | to | blk | stl | pts | avg |
| 2014-15 | 26-21 | 631/24.3 | 64-160 | .400 | 0-0 | .000 | 80-135 | .593 | 39 | 99 | 138 | 5.3 | 90 | 5 | 10 | 52 | 18 | 16 | 208 | 8.0 |
| 2016-17 | 30-16 | 554/18.5 | 47-94 | .500 | 0-1 | .000 | 45-70 | .643 | 37 | 75 | 112 | 3.7 | 82 | 7 | 11 | 44 | 21 | 16 | 139 | 4.6 |
| 2017-18 | 18-17 | 530/29.4 | 69-129 | .535 | 0-2 | .000 | 82-111 | .739 | 45 | 102 | 147 | 8.2 | 56 | 3 | 12 | 48 | 27 | 20 | 220 | 12.2 |
| TOTAL | 74-54 | 1715/23.2 | 180-383 | .470 | 0-3 | .000 | 207-316 | .655 | 121 | 276 | 397 | 5.4 | 228 | 15 | 33 | 144 | 66 | 52 | 567 | 7.7 |



22

DANIEL CUMMINGS

6-5 | 210 | R-Fr. | G/F

Toronto, Ont. (Orangeville Prep)

DANIEL CUMMINGS INFORMATION ▶▶

TENNESSEE STATE, 2017-18 SEASON

▶ Hit a game-tying 3-pointer with 2.1 seconds left to force overtime in TSU's 77-74 win at Kennesaw State

TENNESSEE STATE, 2016-17 SEASON

▶ Redshirt season

HIGH SCHOOL / OTHER

- ▶ Played 2015-16 post-grad season at Orangeville Prep in Canada
- ▶ Averaged 11 ppg, 7 rpg and 3 apg for Orangeville Prep
- ▶ Played senior year ('14-15) at St. Benedict's Prep in Newark, N.J.
- ▶ St. Benedict's Prep went 31-6, won NJ State Prep Championship
- ▶ Put up seven points, seven rebounds and 2.5 assists per game
- ▶ First three years of high school at St. Andrew's College in Ontario
- ▶ Represented Canada at the U-17 FIBA World Championships in Dubai in 2014 and in the FIBA Americas U-16 Championships in 2013

2017-18 HIGHS ▶▶

Points: 6 (2x, last at Texas, 12/18/17)
FG Made: 2 (2x, last at Texas, 12/18/17)
3-PT FG Made: 2 (2x, last at Texas, 12/18/17)
FT Made: 5 (vs. Fisk, 11/28/17)
Rebounds: 5 (vs. Fisk, 11/28/17)
Assists: 1 (4x, last at SEMO, 12/31/17)
Steals: 1 (at Texas, 12/18/17)
Blocks: 0
Minutes: 18 (vs. Fisk, 11/28/17)

CAREER HIGHS ▶▶

Points: 6 (2x, last at Texas, 12/18/17)
FG Made: 2 (2x, last at Texas, 12/18/17)
3-PT FG Made: 2 (2x, last at Texas, 12/18/17)
FT Made: 5 (vs. Fisk, 11/28/17)
Rebounds: 5 (vs. Fisk, 11/28/17)
Assists: 1 (4x, last at SEMO, 12/31/17)
Steals: 1 (at Texas, 12/18/17)
Blocks: 0
Minutes: 18 (vs. Fisk, 11/28/17)

SPECIALTY STATISTICS ▶▶

| CATEGORY | '17-18 | CAREER |
|-------------------------|--------|--------|
| Double-Digit Points: | 0 | 0 |
| Double-Digit Rebounds: | 0 | 0 |
| Double-Doubles: | 0 | 0 |
| 20+ Point Games: | 0 | 0 |
| 30+ Point Games: | 0 | 0 |
| Lead TSU in Scoring: | 0 | 0 |
| Lead TSU in Rebounding: | 0 | 0 |
| Lead TSU in Assists: | 0 | 0 |

GAME-BY-GAME STATISTICS ▶▶

| Opponent | Date | gs | min | Total | | 3-Pointers | | Free throws | | Rebounds | | | | pf | a | t/o | blk | stl | pts | avg | |
|-----------------------|----------|-----|-----|-------|-------|------------|-------|-------------|------|----------|-----|-----|-----|-----|----|-----|-----|-----|-----|-----|-----|
| | | | | fg | pct | 3fg | pct | ft | pct | off | def | tot | avg | | | | | | | | |
| at Kansas | 11/10/17 | * | 14 | 0-2 | .000 | 0-0 | .000 | 0-0 | .000 | 0 | 1 | 1 | 1.0 | 4 | 1 | 1 | 0 | 0 | 0.0 | | |
| REINHARDT | 11/13/17 | * | 14 | 1-4 | .250 | 1-4 | .250 | 0-0 | .000 | 0 | 3 | 3 | 2.0 | 2 | 1 | 1 | 0 | 0 | 1.5 | | |
| MIDDLE TENNESSEE | 11/18/17 | | 3 | 0-0 | .000 | 0-0 | .000 | 0-0 | .000 | 0 | 0 | 0 | 1.3 | 1 | 0 | 0 | 0 | 0 | 1.0 | | |
| CANISIUS | 11/21/17 | | 5 | 0-1 | .000 | 0-1 | .000 | 0-0 | .000 | 0 | 0 | 0 | 1.0 | 0 | 0 | 1 | 0 | 0 | 0.8 | | |
| at Kennesaw State | 11/25/17 | | 10 | 2-2 | 1.000 | 2-2 | 1.000 | 0-0 | .000 | 1 | 0 | 1 | 1.0 | 2 | 0 | 0 | 0 | 0 | 6 | 1.8 | |
| FISK | 11/28/17 | | 18 | 0-1 | .000 | 0-1 | .000 | 5-6 | .833 | 2 | 3 | 5 | 1.7 | 1 | 0 | 0 | 0 | 0 | 5 | 2.3 | |
| LIPSCOMB | 12/02/17 | | 11 | 0-0 | .000 | 0-0 | .000 | 0-0 | .000 | 0 | 0 | 0 | 1.4 | 2 | 1 | 0 | 0 | 0 | 0 | 2.0 | |
| at Alabama State | 12/12/17 | * | 5 | 0-1 | .000 | 0-0 | .000 | 0-0 | .000 | 0 | 0 | 0 | 1.3 | 1 | 0 | 1 | 0 | 0 | 0 | 1.8 | |
| at N.C. A&T | 12/15/17 | dnp | - | - | - | - | - | - | - | - | - | - | - | - | - | - | - | - | - | - | |
| at Texas | 12/18/17 | | 10 | 2-3 | .667 | 2-3 | .667 | 0-0 | .000 | 0 | 1 | 1 | 1.2 | 0 | 0 | 0 | 0 | 1 | 6 | 2.2 | |
| at Purdue | 12/21/17 | * | 12 | 1-1 | 1.000 | 1-1 | 1.000 | 0-0 | .000 | 0 | 2 | 2 | 1.3 | 1 | 0 | 0 | 0 | 0 | 3 | 2.3 | |
| at UT Martin | 12/28/17 | dnp | - | - | - | - | - | - | - | - | - | - | - | - | - | - | - | - | - | - | |
| at Southeast Missouri | 12/31/17 | | 16 | 1-3 | .333 | 1-2 | .500 | 0-0 | .000 | 0 | 1 | 1 | 1.3 | 3 | 1 | 2 | 0 | 0 | 3 | 2.4 | |
| JACKSONVILLE STATE | 01/04/18 | | 11 | 0-1 | .000 | 0-1 | .000 | 0-0 | .000 | 1 | 0 | 1 | 1.3 | 2 | 0 | 1 | 0 | 0 | 0 | 2.2 | |
| TENNESSEE TECH | 01/06/18 | | 10 | 0-1 | .000 | 0-1 | .000 | 0-0 | .000 | 0 | 0 | 0 | 1.2 | 1 | 0 | 1 | 0 | 0 | 0 | 2.0 | |
| at Eastern Illinois | 01/11/18 | | 10 | 0-1 | .000 | 0-1 | .000 | 0-0 | .000 | 0 | 1 | 1 | 1.1 | 1 | 0 | 0 | 0 | 0 | 0 | 1.9 | |
| at SIUE | 01/13/18 | | 3 | 0-0 | .000 | 0-0 | .000 | 0-0 | .000 | 0 | 0 | 0 | 1.1 | 0 | 0 | 0 | 0 | 0 | 0 | 1.7 | |
| AUSTIN PEAY | 01/18/18 | dnp | - | - | - | - | - | - | - | - | - | - | - | - | - | - | - | - | - | - | |
| Totals | | | 4 | 152 | 7-21 | .333 | 7-17 | .412 | 5-6 | .833 | 4 | 12 | 16 | 1.1 | 21 | 4 | 8 | 0 | 1 | 26 | 1.7 |

Games played: 15
 Minutes/game: 10.1
 Points/game: 1.7
 FG Pct: 33.3
 3FG Pct: 41.2
 FT Pct: 83.3

Rebounds/game: 1.1
 Assists/game: 0.3
 Turnovers/game: 0.5
 Assist/turnover ratio: 0.5
 Steals/game: 0.1

CAREER STATISTICS ▶▶

▶▶ REDSHIRTED IN FIRST SEASON AT TSU IN 2016-17

| | | | Total | | 3-Point | | F-Throws | | Rebounds | | | | | | | | | | Scoring | |
|---------|-------|----------|--------|------|---------|------|----------|------|----------|-----|-----|-----|----|----|-----|----|-----|-----|---------|-----|
| Season | gp-gs | min/avg | fg-fga | pct | fg-fga | pct | ft-fa | pct | off | def | tot | avg | pf | fo | ast | to | blk | stl | pts | avg |
| 2017-18 | 14-4 | 149/10.6 | 7-21 | .333 | 7-17 | .412 | 5-6 | .833 | 4 | 12 | 16 | 1.1 | 21 | 0 | 4 | 8 | 0 | 1 | 26 | 1.9 |
| TOTAL | 14-4 | 149/10.6 | 7-21 | .333 | 7-17 | .412 | 5-6 | .833 | 4 | 12 | 16 | 1.1 | 21 | 0 | 4 | 8 | 0 | 1 | 26 | 1.9 |



23

**DaJION
HENDERSON**

6-7 | 275 | Jr. | F

Los Angeles, Calif. (El Camino College Compton Center)

DaJION HENDERSON INFORMATION ▶ ▶ PRONOUNCED DAY-jon

TENNESSEE STATE, 2017-18 SEASON

- ▶ Will miss the season due to injury

EL CAMINO COLLEGE COMPTON CENTER (JUCO), 2016-17 SEASON

- ▶ First Team All-South Coast Conference as a sophomore
- ▶ Helped lead the Tartars to a 27-5 overall record
- ▶ Averaged 10.4 points and 7.0 rebounds per game while shooting 53.7 percent from the field
- ▶ Scored in double figures 17 times
- ▶ Registered six double-doubles
- ▶ Rated #67 in JucoRecruiting.com's Top 100 Power Rankings

LOS ANGELES TRADE-TECHNICAL COLLEGE (JUCO), 2015-16 SEASON

- ▶ Averaged 8.5 points and 4.8 rebounds per game
- ▶ Scored a season-high 18 points against Saddleback Community College

2017-18 HIGHS ▶ ▶

| | |
|---------------|---|
| Points: | 0 |
| FG Made: | 0 |
| 3-PT FG Made: | 0 |
| FT Made: | 0 |
| Rebounds: | 0 |
| Assists: | 0 |
| Steals: | 0 |
| Blocks: | 0 |
| Minutes: | 0 |

CAREER HIGHS ▶ ▶

| | |
|---------------|---|
| Points: | 0 |
| FG Made: | 0 |
| 3-PT FG Made: | 0 |
| FT Made: | 0 |
| Rebounds: | 0 |
| Assists: | 0 |
| Steals: | 0 |
| Blocks: | 0 |
| Minutes: | 0 |

SPECIALTY STATISTICS ▶ ▶

| CATEGORY | '17-18 | CAREER |
|-------------------------|--------|--------|
| Double-Digit Points: | 0 | 0 |
| Double-Digit Rebounds: | 0 | 0 |
| Double-Doubles: | 0 | 0 |
| 20+ Point Games: | 0 | 0 |
| 30+ Point Games: | 0 | 0 |
| Lead TSU in Scoring: | 0 | 0 |
| Lead TSU in Rebounding: | 0 | 0 |
| Lead TSU in Assists: | 0 | 0 |

GAME-BY-GAME STATISTICS ▶ ▶

- ▶ ▶ WILL MISS THE SEASON DUE TO INJURY

CAREER STATISTICS ▶ ▶

- ▶ ▶ PLAYED 2015-16 SEASON AT LOS ANGELES TRADE-TECHNICAL COLLEGE (JUCO) ▶ ▶ PLAYED 2016-17 SEASON AT EL CAMINO COLLEGE COMPTON CENTER (JUCO)



STOKLEY CHAFFEE JR.

6-8 | 215 | Jr. | F

Oakland, Calif. (Las Positas College)

STOKLEY CHAFFEE JR. INFORMATION ▶▶ PRONOUNCED STOK-lee CHAFF-ee

TENNESSEE STATE, 2017-18 SEASON

- ▶ Pulled down nine rebounds in 24 minutes in the OVC opener at UT Martin

LAS POSITAS COLLEGE (JUCO), 2016-17 SEASON

- ▶ Played sophomore season at Las Positas College, a junior college in Livermore, Calif.
- ▶ Averaged a double-double with 13.0 points and 10.4 rebounds per game while shooting 56.0 percent from the floor
- ▶ Scored in double figures in 23 of his 30 appearances
- ▶ 14 double-doubles
- ▶ Consensus First Team All-Coast-North Conference selection

UNIVERSITY OF SAN FRANCISCO (DIVISION I), 2015-16 SEASON

- ▶ Appeared in seven games as a true freshman at San Francisco

HIGH SCHOOL / OTHER

- ▶ Averaged 15 points and 12 rebounds for the Dons as a senior for Amador Valley High School in California
- ▶ First team All-East Bay Athletic League selection as a senior

2017-18 HIGHS ▶▶

Points: 9 (vs. Austin Peay, 1/18/18)
FG Made: 2 (3x, last vs. Austin Peay, 1/18/18)
3-PT FG Made: 0
FT Made: 3 (at UT Martin, 12/28/17)
Rebounds: 9 (at UT Martin, 12/28/17)
Assists: 1 (3x, last at SIUE, 1/13/18)
Steals: 2 (2x, last at SIUE, 1/13/18)
Blocks: 2 (vs. Austin Peay, 1/18/18)
Minutes: 24 (at UT Martin, 12/28/17)

CAREER HIGHS ▶▶

Points: 5 (2x, last vs. Jacksonville State, 1/4/18)
FG Made: 2 (3x, last vs. Austin Peay, 1/18/18)
3-PT FG Made: 0
FT Made: 3 (2x, last at UT Martin, 12/28/17)
Rebounds: 9 (at UT Martin, 12/28/17)
Assists: 1 (3x, last at SIUE, 1/13/18)
Steals: 2 (2x, last at SIUE, 1/13/18)
Blocks: 2 (vs. Austin Peay, 1/18/18)
-*Minutes: 24 (at UT Martin, 12/28/17)

SPECIALTY STATISTICS ▶▶

| CATEGORY | '17-18 | @TSU | D-1 CAREER |
|-------------------------|--------|------|------------|
| Double-Digit Points: | 0 | 0 | 0 |
| Double-Digit Rebounds: | 0 | 0 | 0 |
| Double-Doubles: | 0 | 0 | 0 |
| 20+ Point Games: | 0 | 0 | 0 |
| 30+ Point Games: | 0 | 0 | 0 |
| Lead TSU in Scoring: | 0 | 0 | -- |
| Lead TSU in Rebounding: | 2 | 2 | -- |
| Lead TSU in Assists: | 0 | 0 | -- |

GAME-BY-GAME STATISTICS ▶▶

| Opponent | Date | gs | min | Total | | 3-Pointers | | Free throws | | Rebounds | | | | pf | a | t/o | blk | stl | pts | avg |
|-----------------------|----------|-----|-----|--------|------|------------|------|-------------|------|----------|-----|-----|-----|----|---|-----|-----|-----|-----|-----|
| | | | | fg-fga | pct | 3fg-fga | pct | ft-fa | pct | off | def | tot | avg | | | | | | | |
| at Kansas | 11/10/17 | 13 | 2-2 | 1.000 | 0-0 | .000 | 1-2 | .500 | 2 | 2 | 4 | 4.0 | 0 | 0 | 1 | 0 | 2 | 5 | 5.0 | |
| REINHARDT | 11/13/17 | 16 | 1-1 | 1.000 | 0-0 | .000 | 0-1 | .000 | 2 | 2 | 4 | 4.0 | 3 | 1 | 1 | 1 | 0 | 2 | 3.5 | |
| MIDDLE TENNESSEE | 11/18/17 | 8 | 0-1 | .000 | 0-0 | .000 | 1-2 | .500 | 1 | 1 | 2 | 3.3 | 1 | 0 | 2 | 0 | 0 | 1 | 2.7 | |
| CANISIUS | 11/21/17 | 3 | 0-0 | .000 | 0-0 | .000 | 0-0 | .000 | 0 | 1 | 1 | 2.8 | 0 | 0 | 0 | 0 | 0 | 0 | 2.0 | |
| at Kennesaw State | 11/25/17 | 8 | 0-2 | .000 | 0-0 | .000 | 0-0 | .000 | 0 | 4 | 4 | 3.0 | 0 | 0 | 0 | 0 | 0 | 0 | 1.6 | |
| FISK | 11/28/17 | dnp | - | - | - | - | - | - | - | - | - | - | - | - | - | - | - | - | - | |
| LIPSCOMB | 12/02/17 | 4 | 0-0 | .000 | 0-0 | .000 | 1-2 | .500 | 1 | 1 | 2 | 2.8 | 1 | 0 | 0 | 1 | 0 | 1 | 1.5 | |
| at Alabama State | 12/12/17 | 1 | 0-0 | .000 | 0-0 | .000 | 0-0 | .000 | 0 | 0 | 0 | 2.4 | 1 | 0 | 0 | 0 | 0 | 0 | 1.3 | |
| at N.C. A&T | 12/15/17 | dnp | - | - | - | - | - | - | - | - | - | - | - | - | - | - | - | - | - | |
| at Texas | 12/18/17 | 3 | 0-0 | .000 | 0-0 | .000 | 0-0 | .000 | 0 | 0 | 0 | 2.1 | 1 | 0 | 2 | 0 | 0 | 0 | 1.1 | |
| at Purdue | 12/21/17 | 17 | 0-1 | .000 | 0-0 | .000 | 0-0 | .000 | 0 | 2 | 2 | 2.1 | 2 | 0 | 0 | 1 | 0 | 0 | 1.0 | |
| at UT Martin | 12/28/17 | 24 | 0-1 | .000 | 0-0 | .000 | 3-5 | .600 | 5 | 4 | 9 | 2.8 | 2 | 0 | 1 | 1 | 0 | 3 | 1.2 | |
| at Southeast Missouri | 12/31/17 | 16 | 1-1 | 1.000 | 0-0 | .000 | 0-0 | .000 | 0 | 2 | 2 | 2.7 | 2 | 0 | 0 | 0 | 0 | 2 | 1.3 | |
| JACKSONVILLE STATE | 01/04/18 | 14 | 2-2 | 1.000 | 0-0 | .000 | 1-1 | 1.000 | 0 | 2 | 2 | 2.7 | 1 | 0 | 0 | 1 | 0 | 5 | 1.6 | |
| TENNESSEE TECH | 01/06/18 | 20 | 1-4 | .250 | 0-0 | .000 | 1-3 | .333 | 3 | 2 | 5 | 2.8 | 2 | 0 | 0 | 0 | 1 | 3 | 1.7 | |
| at Eastern Illinois | 01/11/18 | 15 | 1-1 | 1.000 | 0-0 | .000 | 0-0 | .000 | 1 | 1 | 2 | 2.8 | 1 | 1 | 2 | 1 | 1 | 2 | 1.7 | |
| at SIUE | 01/13/18 | 16 | 1-1 | 1.000 | 0-0 | .000 | 0-0 | .000 | 1 | 2 | 3 | 2.8 | 5 | 1 | 2 | 1 | 2 | 2 | 1.7 | |
| AUSTIN PEAY | 01/18/18 | 23 | 2-2 | 1.000 | 0-0 | .000 | 5-5 | 1.000 | 2 | 6 | 8 | 3.1 | 4 | 0 | 1 | 2 | 0 | 9 | 2.2 | |
| Totals | | 0 | 201 | 11-19 | .579 | 0-0 | .000 | 13-21 | .619 | 18 | 32 | 50 | 3.1 | 26 | 3 | 12 | 9 | 6 | 35 | 2.2 |

Games played: 16
 Minutes/game: 12.6
 Points/game: 2.2
 FG Pct: 57.9
 FT Pct: 61.9

Rebounds/game: 3.1
 Assists/game: 0.2
 Turnovers/game: 0.8
 Assist/turnover ratio: 0.3
 Steals/game: 0.4
 Blocks/game: 0.6

CAREER STATISTICS ▶▶

▶▶ PLAYED 2015-16 SEASON AT UNIVERSITY OF SAN FRANCISCO (NCAA DIVISION I) ▶▶ PLAYED 2016-17 SEASON AT LAS POSITAS, A JUCO IN CALIF.

| | | | Total | | 3-Point | | F-Throws | | Rebounds | | | | | | | | | | Scoring | |
|----------|-------|----------|--------|------|---------|------|----------|------|----------|-----|-----|-----|----|----|-----|----|-----|-----|---------|-----|
| Season | gp-gs | min/avg | fg-fga | pct | fg-fga | pct | ft-fa | pct | off | def | tot | avg | pf | fo | ast | to | blk | stl | pts | avg |
| 2015-16* | 7-0 | 12/1.7 | 0-1 | .000 | 0-0 | .000 | 6-7 | .857 | 0 | 2 | 2 | 0.3 | 1 | 0 | 0 | 2 | 1 | 0 | 6 | 0.9 |
| 2017-18 | 16-0 | 201/12.6 | 11-19 | .579 | 0-0 | .000 | 13-21 | .619 | 18 | 32 | 50 | 3.1 | 26 | 1 | 3 | 12 | 9 | 6 | 35 | 2.2 |
| TOTAL | 16-0 | 201/12.6 | 11-19 | .579 | 0-0 | .000 | 13-21 | .619 | 18 | 32 | 50 | 3.1 | 26 | 1 | 3 | 12 | 9 | 6 | 35 | 2.2 |
| All* | 23-0 | 213/9.3 | 11-20 | .550 | 0-0 | .000 | 19-28 | .679 | 18 | 34 | 52 | 2.3 | 27 | 1 | 3 | 14 | 10 | 6 | 41 | 1.8 |

* Statistics from prior team/school



34

JALEN DUKE

6-5 | 213 | R-So. | G

Nashville, Tenn. (Martin Luther King HS)

JALEN DUKE INFORMATION ▶▶

TENNESSEE STATE, 2017-18 SEASON

▶ Shot 4-of-4 from the floor for nine points at Southeast Missouri (12/31/17)

TENNESSEE STATE, 2016-17 SEASON

▶ Made collegiate debut against Reinhardt (11/26/16)

TENNESSEE STATE, 2015-16 SEASON

▶ Redshirt season

HIGH SCHOOL / OTHER

- ▶ All-time leading scorer in Martin Luther King HS history, scoring 1,882 career points as a four-year starter
- ▶ Averaged 25.0 points and 8.0 rebounds as a senior
- ▶ District 10AA All-District Team & All-District Tournament Team as a senior
- ▶ District 10AA Most Valuable Player and All-District Tournament Team as a junior after putting up 21.7 points per game
- ▶ Posted 16.0 points per game as a sophomore, earning All-District Team and All-District Tournament Team accolades

2017-18 HIGHS ▶▶

Points: 9 (at SEMO, 12/31/17)
FG Made: 4 (at SEMO, 12/31/17)
3-PT FG Made: 2 (vs. Tennessee Tech, 1/6/18)
FT Made: 2 (vs. Lipscomb, 12/2/17)
Rebounds: 3 (at SEMO, 12/31/17)
Assists: 1 (at SEMO, 12/31/17)
Steals: 1 (2x, last at SIUE, 1/13/18)
Blocks: 1 (3x, last at Eastern Illinois, 1/11/18)
Minutes: 21 (at SEMO, 12/31/17)

CAREER HIGHS ▶▶

Points: 9 (at SEMO, 12/31/17)
FG Made: 4 (at SEMO, 12/31/17)
3-PT FG Made: 2 (vs. Tennessee Tech, 1/6/18)
FT Made: 1 (vs. Reinhardt, 11/13/17)
Rebounds: 3 (at SEMO, 12/31/17)
Assists: 1 (at SEMO, 12/31/17)
Steals: 2 (vs. Covenant, 12/27/16)
Blocks: 1 (3x, last at Eastern Illinois, 1/11/18)
Minutes: 21 (at SEMO, 12/31/17)

SPECIALTY STATISTICS ▶▶

| CATEGORY | '17-18 | CAREER |
|-------------------------|--------|--------|
| Double-Digit Points: | 0 | 0 |
| Double-Digit Rebounds: | 0 | 0 |
| Double-Doubles: | 0 | 0 |
| 20+ Point Games: | 0 | 0 |
| 30+ Point Games: | 0 | 0 |
| Lead TSU in Scoring: | 0 | 0 |
| Lead TSU in Rebounding: | 0 | 0 |
| Lead TSU in Assists: | 0 | 0 |

GAME-BY-GAME STATISTICS ▶▶

| Opponent | Date | gs | min | Total | | 3-Pointers | | Free throws | | Rebounds | | | pf | a | t/o | blk | stl | pts | avg | |
|-----------------------|----------|-----|-----|--------|------|------------|------|-------------|------|----------|-----|-----|-----|----|-----|-----|-----|-----|-----|-----|
| | | | | fg-fga | pct | 3fg-fga | pct | ft-fa | pct | off | def | tot | | | | | | | | avg |
| at Kansas | 11/10/17 | 1 | 0-1 | .000 | 0-1 | .000 | 0-0 | .000 | 0 | 0 | 0 | 0.0 | 0 | 0 | 0 | 0 | 0 | 0.0 | | |
| REINHARDT | 11/13/17 | 11 | 1-1 | 1.000 | 0-0 | .000 | 1-2 | .500 | 0 | 0 | 0 | 0.0 | 2 | 0 | 0 | 1 | 0 | 3 | 1.5 | |
| MIDDLE TENNESSEE | 11/18/17 | 9 | 1-2 | .500 | 0-1 | .000 | 0-0 | .000 | 0 | 0 | 0 | 0.0 | 0 | 0 | 0 | 1 | 1 | 2 | 1.7 | |
| CANISIUS | 11/21/17 | 3 | 0-0 | .000 | 0-0 | .000 | 0-0 | .000 | 0 | 0 | 0 | 0.0 | 2 | 0 | 1 | 0 | 0 | 0 | 1.3 | |
| at Kennesaw State | 11/25/17 | 8 | 0-0 | .000 | 0-0 | .000 | 0-0 | .000 | 0 | 0 | 0 | 0.0 | 1 | 0 | 0 | 0 | 0 | 1 | 1.0 | |
| FISK | 11/28/17 | 10 | 0-1 | .000 | 0-1 | .000 | 1-2 | .500 | 1 | 1 | 2 | 0.3 | 2 | 0 | 0 | 0 | 0 | 1 | 1.0 | |
| LIPSCOMB | 12/02/17 | 6 | 1-1 | 1.000 | 0-0 | .000 | 2-2 | 1.000 | 0 | 1 | 1 | 0.4 | 3 | 0 | 0 | 0 | 0 | 4 | 1.4 | |
| at Alabama State | 12/12/17 | dnp | - | - | - | - | - | - | - | - | - | - | - | - | - | - | - | - | - | |
| at N.C. A&T | 12/15/17 | dnp | - | - | - | - | - | - | - | - | - | - | - | - | - | - | - | - | - | |
| at Texas | 12/18/17 | dnp | - | - | - | - | - | - | - | - | - | - | - | - | - | - | - | - | - | |
| at Purdue | 12/21/17 | 6 | 0-2 | .000 | 0-1 | .000 | 0-2 | .000 | 0 | 0 | 0 | 0.4 | 1 | 0 | 0 | 0 | 0 | 0 | 1.3 | |
| at UT Martin | 12/28/17 | dnp | - | - | - | - | - | - | - | - | - | - | - | - | - | - | - | - | - | |
| at Southeast Missouri | 12/31/17 | 21 | 4-4 | 1.000 | 1-1 | 1.000 | 0-0 | .000 | 1 | 2 | 3 | 0.7 | 0 | 1 | 0 | 0 | 0 | 9 | 2.1 | |
| JACKSONVILLE STATE | 01/04/18 | 3 | 0-0 | .000 | 0-0 | .000 | 0-0 | .000 | 0 | 0 | 0 | 0.6 | 0 | 0 | 0 | 0 | 0 | 0 | 1.9 | |
| TENNESSEE TECH | 01/06/18 | 9 | 3-4 | .750 | 2-2 | 1.000 | 0-0 | .000 | 0 | 1 | 1 | 0.6 | 0 | 0 | 0 | 0 | 0 | 8 | 2.5 | |
| at Eastern Illinois | 01/11/18 | 10 | 1-1 | 1.000 | 0-0 | .000 | 0-0 | .000 | 0 | 0 | 0 | 0.6 | 1 | 0 | 1 | 1 | 0 | 2 | 2.4 | |
| at SIUE | 01/13/18 | 6 | 0-2 | .000 | 0-1 | .000 | 0-0 | .000 | 0 | 1 | 1 | 0.6 | 1 | 0 | 1 | 0 | 1 | 0 | 2.2 | |
| AUSTIN PEAY | 01/18/18 | 1 | 0-1 | .000 | 0-0 | .000 | 0-0 | .000 | 0 | 0 | 0 | 0.6 | 1 | 0 | 2 | 0 | 0 | 0 | 2.1 | |
| Totals | | 0 | 104 | 11-20 | .550 | 3-8 | .375 | 4-8 | .500 | 2 | 6 | 8 | 0.6 | 14 | 1 | 5 | 3 | 2 | 29 | 2.1 |

Games played: 14
 Minutes/game: 7.4
 Points/game: 2.1
 FG Pct: 55.0
 3FG Pct: 37.5
 FT Pct: 50.0

Rebounds/game: 0.6
 Assists/game: 0.1
 Turnovers/game: 0.4
 Assist/turnover ratio: 0.2
 Steals/game: 0.1
 Blocks/game: 0.2

CAREER STATISTICS ▶▶

▶▶ REDSHIRTED IN FIRST SEASON AT TSU IN 2015-16

| | | | Total | | 3-Point | | F-Throws | | Rebounds | | | | | | | | | | Scoring | |
|---------|-------|---------|--------|------|---------|------|----------|------|----------|-----|-----|-----|----|----|-----|----|-----|-----|---------|-----|
| Season | gp-gs | min/avg | fg-fga | pct | fg-fga | pct | ft-fa | pct | off | def | tot | avg | pf | fo | ast | to | blk | stl | pts | avg |
| 2016-17 | 5-0 | 24/4.8 | 3-7 | .429 | 0-1 | .000 | 0-0 | .000 | 1 | 0 | 1 | 0.2 | 0 | 0 | 0 | 0 | 0 | 3 | 6 | 1.2 |
| 2017-18 | 14-0 | 104/7.4 | 11-20 | .550 | 3-8 | .375 | 4-8 | .500 | 2 | 6 | 8 | 0.6 | 14 | 0 | 1 | 5 | 3 | 2 | 29 | 2.1 |
| TOTAL | 19-0 | 128/6.7 | 14-27 | .519 | 3-9 | .333 | 4-8 | .500 | 3 | 6 | 9 | 0.5 | 14 | 0 | 1 | 5 | 3 | 5 | 35 | 1.8 |

**INDIVIDUAL GAME HIGHS ▶▶**

| | | |
|--------------------------|-------------|--|
| Points | 26 | MEKOWULU, Christian vs Lipscomb (12/02/17) |
| | 26 | SPENCER, Delano vs Lipscomb (12/02/17) |
| | 24 | MEKOWULU, Christian at SIUE (01/13/18) |
| | 22 | SPENCER, Delano vs Reinhardt (11/13/17) |
| | 20 | MEKOWULU, Christian vs Tennessee Tech (01/06/18) |
| | 20 | SPENCER, Delano vs Tennessee Tech (01/06/18) |
| | 20 | SPENCER, Delano vs Jacksonville State (01/04/18) |
| | 20 | CHANEY, Armani at Kennesaw State (11/25/17) |
| | 20 | REDDICK, Darreon at Kansas (11/10/17) |
| Field Goals Made | 10 | SPENCER, Delano vs Lipscomb (12/02/17) |
| | 10 | MEKOWULU, Christian vs Lipscomb (12/02/17) |
| Field Goal Att. | 19 | SPENCER, Delano vs Lipscomb (12/02/17) |
| | 18 | SPENCER, Delano vs Tennessee Tech (01/06/18) |
| | 18 | SPENCER, Delano at Southeast Missouri (12/31/17) |
| FG Pct (min 5 made) | .900 (9-10) | HAMILTON, K. vs Reinhardt (11/13/17) |
| | .889 (8-9) | MEKOWULU, Christian at SIUE (01/13/18) |
| 3-Point FG Made | 6 | SPENCER, Delano vs Reinhardt (11/13/17) |
| | 5 | SPENCER, Delano vs Lipscomb (12/02/17) |
| | 5 | HAMILTON, K. vs Canisius (11/21/17) |
| 3-Point FG Att. | 12 | SPENCER, Delano vs Lipscomb (12/02/17) |
| | 11 | SPENCER, Delano at SIUE (01/13/18) |
| | 11 | SPENCER, Delano at Southeast Missouri (12/31/17) |
| 3-Pt FG Pct (min 2 made) | 1.000 (2-2) | DUKE, Jalen vs Tennessee Tech (01/06/18) |
| | 1.000 (2-2) | CUMMINGS, Daniel at Kennesaw State (11/25/17) |
| Free Throws Made | 12 | MEKOWULU, Christian at Alabama State (12/12/17) |
| | 10 | MEKOWULU, Christian vs Tennessee Tech (01/06/18) |
| Free Throw Att. | 16 | MEKOWULU, Christian at Alabama State (12/12/17) |
| | 13 | MEKOWULU, Christian vs Tennessee Tech (01/06/18) |
| FT Pct (min 3 made) | 1.000 (8-8) | MEKOWULU, Christian at Eastern Illinois (01/11/18) |
| | 1.000 (7-7) | SPENCER, Delano vs Jacksonville State (01/04/18) |
| | 1.000 (7-7) | SPENCER, Delano vs Canisius (11/21/17) |
| | 1.000 (7-7) | SPENCER, Delano vs Middle Tennessee (11/18/17) |
| | 1.000 (6-6) | MEKOWULU, Christian vs Jacksonville State (01/04/18) |
| | 1.000 (5-5) | CHAFFEE JR., Stokley vs Austin Peay (01/18/18) |
| | 1.000 (5-5) | REDDICK, Darreon at Southeast Missouri (12/31/17) |
| | 1.000 (4-4) | HAMILTON, K. at Eastern Illinois (01/11/18) |
| | 1.000 (4-4) | REDDICK, Darreon at UT Martin (12/28/17) |
| | 1.000 (4-4) | REDDICK, Darreon at Alabama State (12/12/17) |
| | 1.000 (3-3) | McKNIGHT, Kamar at Eastern Illinois (01/11/18) |
| | 1.000 (3-3) | McKNIGHT, Kamar at Alabama State (12/12/17) |
| Rebounds | 18 | MEKOWULU, Christian vs Fisk (11/28/17) |
| | 15 | MEKOWULU, Christian vs Lipscomb (12/02/17) |
| Assists | 8 | CHANEY, Armani vs Canisius (11/21/17) |
| | 7 | REDDICK, Darreon at UT Martin (12/28/17) |
| | 7 | CHANEY, Armani at Kennesaw State (11/25/17) |
| Steals | 5 | CHANEY, Armani vs Jacksonville State (01/04/18) |
| | 5 | CHANEY, Armani at Alabama State (12/12/17) |
| Blocked Shots | 5 | MEKOWULU, Christian vs Tennessee Tech (01/06/18) |
| | 5 | HAMILTON, K. vs Reinhardt (11/13/17) |
| Turnovers | 9 | CHANEY, Armani vs Lipscomb (12/02/17) |
| | 6 | REDDICK, Darreon vs Tennessee Tech (01/06/18) |
| Fouls | 5 | HAMILTON, K. at SIUE (01/13/18) |
| | 5 | CHAFFEE JR., Stokley at SIUE (01/13/18) |

TEAM GAME HIGHS ▶▶

| | | |
|-----------------------|---------------|--------------------------------|
| POINTS | 92 | REINHARDT (11/13/17) |
| | 86 | LIPSCOMB (12/02/17) |
| | 81 | TENNESSEE TECH (01/06/18) |
| | 79 | at SIUE (01/13/18) |
| | 77 | at Kennesaw State (11/25/17) |
| FIELD GOALS MADE | 36 | REINHARDT (11/13/17) |
| | 30 | at SIUE (01/13/18) |
| | 30 | LIPSCOMB (12/02/17) |
| FIELD GOAL ATTEMPTS | 66 | REINHARDT (11/13/17) |
| | 64 | LIPSCOMB (12/02/17) |
| FIELD GOAL PERCENTAGE | .545 (36-66) | REINHARDT (11/13/17) |
| | .500 (30-60) | at SIUE (01/13/18) |
| | .500 (20-40) | AUSTIN PEAY (01/18/18) |
| 3 PT FIELD GOALS MADE | 14 | REINHARDT (11/13/17) |
| | 11 | AUSTIN PEAY (01/18/18) |
| 3 PT FG ATTEMPTS | 34 | REINHARDT (11/13/17) |
| | 30 | FISK (11/28/17) |
| 3 PT FG PERCENTAGE | .500 (11-22) | AUSTIN PEAY (01/18/18) |
| | .412 (14-34) | REINHARDT (11/13/17) |
| FREE THROWS MADE | 31 | at Alabama State (12/12/17) |
| | 22 | FISK (11/28/17) |
| FREE THROW ATTEMPTS | 39 | at Alabama State (12/12/17) |
| | 29 | TENNESSEE TECH (01/06/18) |
| FREE THROW PERCENTAGE | 1.000 (15-15) | JACKSONVILLE STATE (01/04/18) |
| | .913 (21-23) | at Eastern Illinois (01/11/18) |
| REBOUNDS | 52 | FISK (11/28/17) |
| | 48 | REINHARDT (11/13/17) |
| ASSISTS | 18 | at SIUE (01/13/18) |
| | 18 | REINHARDT (11/13/17) |
| STEALS | 14 | at SIUE (01/13/18) |
| | 12 | at Alabama State (12/12/17) |
| BLOCKED SHOTS | 9 | REINHARDT (11/13/17) |
| | 6 | at Eastern Illinois (01/11/18) |
| | 6 | JACKSONVILLE STATE (01/04/18) |
| | 6 | FISK (11/28/17) |
| TURNOVERS | 25 | at Texas (12/18/17) |
| | 21 | LIPSCOMB (12/02/17) |
| FOULS | 26 | LIPSCOMB (12/02/17) |
| | 24 | at SIUE (01/13/18) |
| | 24 | at Kennesaw State (11/25/17) |

TEAM GAME LOWS ▶▶

| | | |
|-----------------------|--------------|----------------------------------|
| POINTS | 46 | at Texas (12/18/17) |
| | 48 | at Purdue (12/21/17) |
| | 54 | at N.C. A&T (12/15/17) |
| | 56 | at Kansas (11/10/17) |
| | 60 | CANISIUS (11/21/17) |
| | 60 | at UT Martin (12/28/17) |
| FIELD GOALS MADE | 14 | at Alabama State (12/12/17) |
| | 15 | at Purdue (12/21/17) |
| FIELD GOAL ATTEMPTS | 38 | at Alabama State (12/12/17) |
| | 40 | AUSTIN PEAY (01/18/18) |
| FIELD GOAL PERCENTAGE | .306 (15-49) | at Purdue (12/21/17) |
| | .328 (19-58) | at Kansas (11/10/17) |
| 3 PT FIELD GOALS MADE | 5 | FISK (11/28/17) |
| | 5 | at Alabama State (12/12/17) |
| 3 PT FG ATTEMPTS | 16 | at Texas (12/18/17) |
| | 19 | at Alabama State (12/12/17) |
| 3 PT FG PERCENTAGE | .167 (5-30) | FISK (11/28/17) |
| | .259 (7-27) | at N.C. A&T (12/15/17) |
| FREE THROWS MADE | 1 | at N.C. A&T (12/15/17) |
| | 6 | REINHARDT (11/13/17) |
| | 6 | at Texas (12/18/17) |
| FREE THROW ATTEMPTS | 4 | at N.C. A&T (12/15/17) |
| | 8 | at Texas (12/18/17) |
| FREE THROW PERCENTAGE | .250 (1-4) | at N.C. A&T (12/15/17) |
| | .462 (6-13) | REINHARDT (11/13/17) |
| REBOUNDS | 23 | at Kansas (11/10/17) |
| | 24 | at SIUE (01/13/18) |
| ASSISTS | 5 | at Alabama State (12/12/17) |
| | 6 | at Texas (12/18/17) |
| STEALS | 5 | MIDDLE TENNESSEE (11/18/17) |
| | 5 | at Purdue (12/21/17) |
| | 5 | AUSTIN PEAY (01/18/18) |
| BLOCKED SHOTS | 0 | at Kansas (11/10/17) |
| | 1 | CANISIUS (11/21/17) |
| | 1 | at Kennesaw State (11/25/17) |
| | 1 | at N.C. A&T (12/15/17) |
| | 1 | at SIUE (01/13/18) |
| TURNOVERS | 10 | at Kennesaw State (11/25/17) |
| | 10 | at N.C. A&T (12/15/17) |
| | 10 | at Southeast Missouri (12/31/17) |
| FOULS | 12 | JACKSONVILLE STATE (01/04/18) |
| | 15 | CANISIUS (11/21/17) |
| | 15 | at Texas (12/18/17) |

2017-18 STATISTICS - OVERALL ▶▶


Tennessee State Men's Basketball
Tennessee State Combined Team Statistics (as of Jan 18, 2018)
All games



| RECORD: | OVERALL | HOME | AWAY | NEUTRAL |
|----------------|---------|------|------|---------|
| ALL GAMES | 8-10 | 5-3 | 3-7 | 0-0 |
| CONFERENCE | 3-4 | 2-1 | 1-3 | 0-0 |
| NON-CONFERENCE | 5-6 | 3-2 | 2-4 | 0-0 |

| # | Player | gp-gs | min | avg | Total | | 3-Point | | F-Throw | | Rebounds | | | | pf | dq | a | to | blk | stl | pts | avg |
|----------------|----------------------|-------|------|------|---------|------|---------|------|---------|-------|----------|-----|-----|------|-----|----|-----|-----|-----|-----|------|------|
| | | | | | fg-fga | fg% | 3fg-fga | 3fg% | ft-fa | ft% | off | def | tot | avg | | | | | | | | |
| 01 | SPENCER, Delano | 18-16 | 584 | 32.4 | 88-218 | .404 | 52-126 | .413 | 45-50 | .900 | 10 | 45 | 55 | 3.1 | 34 | 0 | 25 | 28 | 2 | 23 | 273 | 15.2 |
| 21 | MEKOWULU, Christian | 18-17 | 530 | 29.4 | 69-129 | .535 | 0-2 | .000 | 82-111 | .739 | 45 | 102 | 147 | 8.2 | 56 | 3 | 12 | 48 | 27 | 20 | 220 | 12.2 |
| 04 | HAMILTON, K. | 18-16 | 423 | 23.5 | 61-136 | .449 | 24-68 | .353 | 18-20 | .900 | 12 | 62 | 74 | 4.1 | 67 | 8 | 10 | 33 | 11 | 13 | 164 | 9.1 |
| 02 | McKNIGHT, Kamar | 18-5 | 392 | 21.8 | 57-127 | .449 | 19-55 | .345 | 23-33 | .697 | 5 | 33 | 38 | 2.1 | 29 | 0 | 31 | 24 | 0 | 16 | 156 | 8.7 |
| 14 | REDDICK, Darreon | 18-13 | 484 | 26.9 | 42-117 | .359 | 16-53 | .302 | 37-57 | .649 | 8 | 37 | 45 | 2.5 | 28 | 0 | 32 | 35 | 3 | 12 | 137 | 7.6 |
| 00 | CHANEY, Armani | 18-17 | 502 | 27.9 | 45-117 | .385 | 16-54 | .296 | 18-28 | .643 | 9 | 51 | 60 | 3.3 | 45 | 1 | 65 | 51 | 1 | 33 | 124 | 6.9 |
| 30 | CHAFFEE JR., Stokley | 16-0 | 201 | 12.6 | 11-19 | .579 | 0-0 | .000 | 13-21 | .619 | 18 | 32 | 50 | 3.1 | 26 | 1 | 3 | 12 | 9 | 6 | 35 | 2.2 |
| 34 | DUKE, Jalen | 14-0 | 104 | 7.4 | 11-20 | .550 | 3-8 | .375 | 4-8 | .500 | 2 | 6 | 8 | 0.6 | 14 | 0 | 1 | 5 | 3 | 2 | 29 | 2.1 |
| 22 | CUMMINGS, Daniel | 15-4 | 152 | 10.1 | 7-21 | .333 | 7-17 | .412 | 5-6 | .833 | 4 | 12 | 16 | 1.1 | 21 | 0 | 4 | 8 | 0 | 1 | 26 | 1.7 |
| 12 | AHLIN, Hampus | 9-1 | 67 | 7.4 | 5-17 | .294 | 3-10 | .300 | 2-2 | 1.000 | 1 | 7 | 8 | 0.9 | 5 | 0 | 1 | 7 | 0 | 2 | 15 | 1.7 |
| 11 | REID, A.C. | 10-1 | 102 | 10.2 | 4-28 | .143 | 4-28 | .143 | 0-0 | .000 | 0 | 7 | 7 | 0.7 | 7 | 0 | 4 | 3 | 1 | 2 | 12 | 1.2 |
| 13 | OYEDIRAN, Samson | 8-0 | 58 | 7.3 | 3-4 | .750 | 0-0 | .000 | 0-0 | .000 | 2 | 8 | 10 | 1.3 | 7 | 0 | 0 | 1 | 0 | 1 | 6 | 0.8 |
| 10 | DAVIS, Tripp | 13-0 | 101 | 7.8 | 2-12 | .167 | 0-5 | .000 | 5-9 | .556 | 2 | 15 | 17 | 1.3 | 14 | 0 | 6 | 7 | 1 | 10 | 9 | 0.7 |
| Team | | | | | | | | | | | 30 | 22 | 52 | | | | 10 | | | | | |
| Total..... | | 18 | 3700 | | 405-965 | .420 | 144-426 | .338 | 252-345 | .730 | 148 | 439 | 587 | 32.6 | 353 | 13 | 194 | 272 | 58 | 141 | 1206 | 67.0 |
| Opponents..... | | 18 | 3700 | | 420-983 | .427 | 164-462 | .355 | 233-335 | .696 | 177 | 468 | 645 | 35.8 | 307 | - | 271 | 300 | 62 | 101 | 1237 | 68.7 |

| TEAM STATISTICS | TSU | OPP | Date | Opponent | Score | Att. |
|------------------------|---------|---------|------------|-----------------------|-----------|-------|
| SCORING | 1206 | 1237 | 11/10/17 | at Kansas | L 56-92 | 16300 |
| Points per game | 67.0 | 68.7 | 11/13/17 | REINHARDT | W 92-53 | 1601 |
| Scoring margin | -1.7 | - | 11/18/17 | MIDDLE TENNESSEE | L 65-75 | 1850 |
| FIELD GOALS-ATT | 405-965 | 420-983 | 11/21/17 | CANISIUS | W 60-52 | 807 |
| Field goal pct | .420 | .427 | 11/25/17 | at Kennesaw State | Wot 77-74 | 981 |
| 3 POINT FG-ATT | 144-426 | 164-462 | 11/28/17 | FISK | W 67-53 | 2511 |
| 3-point FG pct | .338 | .355 | 12/02/17 | LIPSCOMB | Lot 86-95 | 1201 |
| 3-pt FG made per game | 8.0 | 9.1 | 12/12/17 | at Alabama State | W 64-45 | 362 |
| FREE THROWS-ATT | 252-345 | 233-335 | 12/15/17 | at N.C. A&T | L 54-64 | 520 |
| Free throw pct | .730 | .696 | 12/18/17 | at Texas | L 46-47 | 8218 |
| F-Throws made per game | 14.0 | 12.9 | 12/21/17 | at Purdue | L 48-97 | 12679 |
| REBOUNDS | 587 | 645 | * 12/28/17 | at UT Martin | Lot 60-63 | 2009 |
| Rebounds per game | 32.6 | 35.8 | * 12/31/17 | at Southeast Missouri | L 65-77 | 615 |
| Rebounding margin | -3.2 | - | * 01/04/18 | JACKSONVILLE STATE | W 67-60 | 831 |
| ASSISTS | 194 | 271 | * 01/06/18 | TENNESSEE TECH | Lot 81-87 | 1127 |
| Assists per game | 10.8 | 15.1 | * 01/11/18 | at Eastern Illinois | W 69-65 | 1313 |
| TURNOVERS | 272 | 300 | * 01/13/18 | at SIUE | L 79-82 | 1346 |
| Turnovers per game | 15.1 | 16.7 | * 01/18/18 | AUSTIN PEAY | W 70-56 | 1301 |
| Turnover margin | +1.6 | - | | | | |
| Assist/turnover ratio | 0.7 | 0.9 | | | | |
| STEALS | 141 | 101 | | | | |
| Steals per game | 7.8 | 5.6 | | | | |
| BLOCKS | 58 | 62 | | | | |
| Blocks per game | 3.2 | 3.4 | | | | |
| ATTENDANCE | 11229 | 44343 | | | | |
| Home games-Avg/Game | 8-1404 | 10-4434 | | | | |
| Neutral site-Avg/Game | - | 0-0 | | | | |

* = Ohio Valley Conference Regular Season Game

| Score by Periods | 1st | 2nd | OT | Totals |
|------------------|-----|-----|----|--------|
| Tennessee State | 524 | 653 | 29 | 1206 |
| Opponents | 582 | 611 | 44 | 1237 |

2017-18 STATISTICS - OHIO VALLEY CONFERENCE ▶▶


Tennessee State Men's Basketball
Tennessee State Combined Team Statistics (as of Jan 18, 2018)
Conference games



| RECORD: | OVERALL | HOME | AWAY | NEUTRAL |
|----------------|---------|------|------|---------|
| ALL GAMES | 3-4 | 2-1 | 1-3 | 0-0 |
| CONFERENCE | 3-4 | 2-1 | 1-3 | 0-0 |
| NON-CONFERENCE | 0-0 | 0-0 | 0-0 | 0-0 |

| # | Player | gp-gs | min | avg | Total | | 3-Point | | F-Throw | | Rebounds | | | | pf | dq | a | to | blk | stl | pts | avg |
|----------------|----------------------|-------|------|------|---------|-------|---------|------|---------|-------|----------|-----|-----|------|-----|----|-----|-----|-----|-----|-----|------|
| | | | | | fg-fga | fg% | 3fg-fga | 3fg% | ft-fita | ft% | off | def | tot | avg | | | | | | | | |
| 01 | SPENCER, Delano | 7-6 | 219 | 31.3 | 37-95 | .389 | 21-55 | .382 | 13-14 | .929 | 3 | 16 | 19 | 2.7 | 15 | 0 | 13 | 13 | 2 | 14 | 108 | 15.4 |
| 21 | MEKOWULU, Christian | 7-7 | 229 | 32.7 | 27-52 | .519 | 0-0 | .000 | 38-47 | .809 | 12 | 34 | 46 | 6.6 | 20 | 0 | 3 | 20 | 11 | 9 | 92 | 13.1 |
| 14 | REDDICK, Darreon | 7-6 | 242 | 34.6 | 22-48 | .458 | 9-23 | .391 | 23-30 | .767 | 3 | 19 | 22 | 3.1 | 13 | 0 | 15 | 22 | 2 | 6 | 76 | 10.9 |
| 04 | HAMILTON, K. | 7-7 | 167 | 23.9 | 22-56 | .393 | 11-29 | .379 | 8-8 | 1.000 | 5 | 24 | 29 | 4.1 | 30 | 3 | 5 | 8 | 5 | 5 | 63 | 9.0 |
| 02 | McKNIGHT, Kamar | 7-1 | 142 | 20.3 | 23-43 | .535 | 8-21 | .381 | 6-9 | .667 | 1 | 14 | 15 | 2.1 | 12 | 0 | 17 | 6 | 0 | 8 | 60 | 8.6 |
| 00 | CHANEY, Armani | 7-7 | 181 | 25.9 | 16-44 | .364 | 5-20 | .250 | 5-8 | .625 | 2 | 15 | 17 | 2.4 | 19 | 1 | 25 | 18 | 1 | 11 | 42 | 6.0 |
| 30 | CHAFFEE JR., Stokley | 7-0 | 128 | 18.3 | 8-12 | .667 | 0-0 | .000 | 10-14 | .714 | 12 | 19 | 31 | 4.4 | 17 | 1 | 2 | 6 | 6 | 4 | 26 | 3.7 |
| 34 | DUKE, Jalen | 6-0 | 50 | 8.3 | 8-12 | .667 | 3-4 | .750 | 0-0 | .000 | 1 | 4 | 5 | 0.8 | 3 | 0 | 1 | 4 | 1 | 1 | 19 | 3.2 |
| 13 | OYEDIRAN, Samson | 2-0 | 13 | 6.5 | 1-1 | 1.000 | 0-0 | .000 | 0-0 | .000 | 0 | 1 | 1 | 0.5 | 2 | 0 | 0 | 0 | 0 | 0 | 2 | 1.0 |
| 22 | CUMMINGS, Daniel | 5-0 | 50 | 10.0 | 1-6 | .167 | 1-5 | .200 | 0-0 | .000 | 1 | 2 | 3 | 0.6 | 7 | 0 | 1 | 4 | 0 | 0 | 3 | 0.6 |
| 10 | DAVIS, Tripp | 3-0 | 26 | 8.7 | 0-1 | .000 | 0-1 | .000 | 0-0 | .000 | 0 | 2 | 2 | 0.7 | 2 | 0 | 0 | 1 | 0 | 1 | 0 | 0.0 |
| 12 | AHLIN, Hampus | 1-1 | 3 | 3.0 | 0-1 | .000 | 0-1 | .000 | 0-0 | .000 | 0 | 2 | 2 | 2.0 | 0 | 0 | 0 | 1 | 0 | 0 | 0 | 0.0 |
| Team | | | | | | | | | | | 12 | 9 | 21 | | | | 1 | | | | | |
| Total..... | | 7 | 1450 | | 165-371 | .445 | 58-159 | .365 | 103-130 | .792 | 52 | 161 | 213 | 30.4 | 140 | 5 | 82 | 104 | 28 | 59 | 491 | 70.1 |
| Opponents..... | | 7 | 1450 | | 164-392 | .418 | 60-180 | .333 | 102-138 | .739 | 87 | 169 | 256 | 36.6 | 115 | - | 100 | 115 | 25 | 45 | 490 | 70.0 |

| TEAM STATISTICS | TSU | OPP |
|------------------------|---------|---------|
| SCORING | 491 | 490 |
| Points per game | 70.1 | 70.0 |
| Scoring margin | +0.1 | - |
| FIELD GOALS-ATT | 165-371 | 164-392 |
| Field goal pct | .445 | .418 |
| 3 POINT FG-ATT | 58-159 | 60-180 |
| 3-point FG pct | .365 | .333 |
| 3-pt FG made per game | 8.3 | 8.6 |
| FREE THROWS-ATT | 103-130 | 102-138 |
| Free throw pct | .792 | .739 |
| F-Throws made per game | 14.7 | 14.6 |
| REBOUNDS | 213 | 256 |
| Rebounds per game | 30.4 | 36.6 |
| Rebounding margin | -6.1 | - |
| ASSISTS | 82 | 100 |
| Assists per game | 11.7 | 14.3 |
| TURNOVERS | 104 | 115 |
| Turnovers per game | 14.9 | 16.4 |
| Turnover margin | +1.6 | - |
| Assist/turnover ratio | 0.8 | 0.9 |
| STEALS | 59 | 45 |
| Steals per game | 8.4 | 6.4 |
| BLOCKS | 28 | 25 |
| Blocks per game | 4.0 | 3.6 |
| ATTENDANCE | 3259 | 5283 |
| Home games-Avg/Game | 3-1086 | 4-1321 |
| Neutral site-Avg/Game | - | 0-0 |

| Date | Opponent | | Score | Att. |
|------------|-----------------------|-----|-------|------|
| * 12/28/17 | at UT Martin | Lot | 60-63 | 2009 |
| * 12/31/17 | at Southeast Missouri | L | 65-77 | 615 |
| * 01/04/18 | JACKSONVILLE STATE | W | 67-60 | 831 |
| * 01/06/18 | TENNESSEE TECH | Lot | 81-87 | 1127 |
| * 01/11/18 | at Eastern Illinois | W | 69-65 | 1313 |
| * 01/13/18 | at SIUE | L | 79-82 | 1346 |
| * 01/18/18 | AUSTIN PEAY | W | 70-56 | 1301 |

* = Ohio Valley Conference Regular Season Game

| Score by Periods | 1st | 2nd | OT | Totals |
|------------------|-----|-----|----|--------|
| Tennessee State | 206 | 273 | 12 | 491 |
| Opponents | 206 | 263 | 21 | 490 |

**GAME 1 ▶▶ 11/10/17 - at Kansas - AWAY - L, 92-56**

Official Basketball Box Score -- Game Totals -- Final Statistics
Tennessee State vs Kansas
11/10/17 8:05 p.m. at Lawrence, Kan. (Allen Fieldhouse)

**Tennessee State 56 • 0-1**

| # | Player | Total | | 3-Ptr | | Rebounds | | | PF | TP | A | T | Blk | Stl | Min |
|-----------------|----------------------|--------|--------|-----------|--------|----------|-------|-----|-------|-------|----------|----|-----|-----|-----|
| | | FG-FGA | FG-FGA | FT-FTA | FT-FTA | Off | Def | Tot | | | | | | | |
| 21 | MEKOWULU, Christian | f | 2-7 | 0-0 | 1-2 | 3 | 4 | 7 | 1 | 5 | 1 | 3 | 0 | 1 | 27 |
| 22 | CUMMINGS, Daniel | f | 0-2 | 0-0 | 0-0 | 0 | 1 | 1 | 4 | 0 | 1 | 1 | 0 | 0 | 14 |
| 00 | CHANEY, Armani | g | 2-7 | 0-1 | 1-4 | 1 | 1 | 2 | 1 | 5 | 1 | 5 | 0 | 4 | 31 |
| 11 | REID, A.C. | g | 0-4 | 0-4 | 0-0 | 0 | 0 | 0 | 0 | 0 | 0 | 0 | 0 | 0 | 16 |
| 14 | REDDICK, Darreon | g | 7-15 | 3-7 | 3-4 | 0 | 3 | 3 | 2 | 20 | 1 | 0 | 0 | 0 | 34 |
| 01 | SPENCER, Delano | g | 4-9 | 4-5 | 2-2 | 1 | 1 | 2 | 3 | 14 | 0 | 1 | 0 | 1 | 33 |
| 02 | McKNIGHT, Kamar | g | 1-5 | 0-1 | 2-2 | 0 | 1 | 1 | 0 | 4 | 2 | 0 | 0 | 1 | 12 |
| 04 | HAMILTON, K. | g | 1-5 | 1-4 | 0-0 | 0 | 0 | 0 | 5 | 3 | 1 | 4 | 0 | 1 | 13 |
| 10 | DAVIS, Tripp | g | 0-1 | 0-0 | 0-0 | 0 | 0 | 0 | 0 | 0 | 0 | 0 | 0 | 0 | 3 |
| 12 | AHLIN, Hampus | g | 0-0 | 0-0 | 0-0 | 0 | 1 | 1 | 0 | 0 | 0 | 0 | 0 | 0 | 3 |
| 30 | CHAFFEE JR., Stokley | g | 2-2 | 0-0 | 1-2 | 2 | 2 | 4 | 0 | 5 | 0 | 1 | 0 | 2 | 13 |
| 34 | DUKE, Jalen | g | 0-1 | 0-1 | 0-0 | 0 | 0 | 0 | 0 | 0 | 0 | 0 | 0 | 0 | 1 |
| Team | | | | | | 1 | 1 | 2 | | | | | | | |
| Totals | | | 19-58 | 8-23 | 10-16 | 8 | 15 | 23 | 16 | 56 | 7 | 15 | 0 | 10 | 200 |
| FG % 1st Half: | | 9-27 | 33.3% | 2nd half: | 10-31 | 32.3% | Game: | | 19-58 | 32.8% | Deadball | | | | |
| 3FG % 1st Half: | | 4-11 | 36.4% | 2nd half: | 4-12 | 33.3% | Game: | | 8-23 | 34.8% | Rebounds | | | | |
| FT % 1st Half: | | 5-8 | 62.5% | 2nd half: | 5-8 | 62.5% | Game: | | 10-16 | 62.5% | 2 | | | | |

Kansas 92 • 1-0

| # | Player | Total | | 3-Ptr | | Rebounds | | | PF | TP | A | T | Blk | Stl | Min |
|-----------------|------------------|--------|--------|-----------|--------|----------|-------|-----|-------|-------|----------|----|-----|-----|-----|
| | | FG-FGA | FG-FGA | FT-FTA | FT-FTA | Off | Def | Tot | | | | | | | |
| 35 | Azubuike, Udoka | c | 6-7 | 0-0 | 1-1 | 2 | 4 | 6 | 2 | 13 | 0 | 2 | 2 | 1 | 30 |
| 00 | Garrett, Marcus | g | 4-6 | 0-1 | 2-4 | 3 | 7 | 10 | 2 | 10 | 2 | 1 | 0 | 2 | 29 |
| 02 | Vick, Legerald | g | 8-12 | 4-7 | 3-3 | 1 | 4 | 5 | 3 | 23 | 3 | 4 | 0 | 1 | 31 |
| 04 | Graham, Devonte' | g | 4-7 | 1-4 | 1-1 | 0 | 7 | 7 | 0 | 10 | 12 | 3 | 1 | 1 | 31 |
| 10 | Mykhailuk, Svi | g | 6-11 | 3-6 | 0-0 | 1 | 4 | 5 | 0 | 15 | 1 | 1 | 0 | 0 | 30 |
| 12 | Teahan, Chris | g | 0-2 | 0-2 | 0-0 | 1 | 0 | 1 | 0 | 1 | 0 | 0 | 0 | 0 | 3 |
| 14 | Newman, Malik | g | 5-8 | 2-4 | 0-0 | 0 | 4 | 4 | 0 | 12 | 2 | 4 | 1 | 0 | 24 |
| 21 | Young, Clay | g | 1-3 | 0-2 | 1-2 | 0 | 0 | 0 | 1 | 3 | 2 | 1 | 0 | 0 | 5 |
| 44 | Lightfoot, Mitch | g | 2-4 | 2-2 | 0-0 | 2 | 3 | 5 | 4 | 6 | 0 | 4 | 3 | 1 | 17 |
| Team | | | | | | 0 | 2 | 2 | | | | | | | |
| Totals | | | 36-60 | 12-28 | 8-11 | 10 | 35 | 45 | 13 | 92 | 23 | 20 | 7 | 8 | 200 |
| FG % 1st Half: | | 21-30 | 70.0% | 2nd half: | 15-30 | 50.0% | Game: | | 36-60 | 60.0% | Deadball | | | | |
| 3FG % 1st Half: | | 6-12 | 50.0% | 2nd half: | 6-16 | 37.5% | Game: | | 12-28 | 42.9% | Rebounds | | | | |
| FT % 1st Half: | | 8-11 | 72.7% | 2nd half: | 0-0 | 0.0% | Game: | | 8-11 | 72.7% | 2 | | | | |

Officials: Doug Simons, Marques Pettigrew, Kerby Sittion
Technical fouls: Tennessee State-None, Kansas-None.
Attendance: 16300
TSU #4 K. Hamilton assesses flagrant one foul at 3:56 in 1st half
TSU #4 K. Hamilton fouled out at 13:16 in 2nd half

| Score by periods | 1st | 2nd | Total |
|------------------|-----|-----|-------|
| Tennessee State | 27 | 29 | 56 |
| Kansas | 56 | 36 | 92 |

Last FG - TSU 2nd-03:54, KU 2nd-00:24.
Largest lead - TSU by 2 1st-19:40, KU by 40 2nd-14:23.
TSU led for 00:25, KU led for 39:15, Game was tied for 00:20.

Score tied - 0 times.
Lead changed - 1 time.

GAME 2 ▶▶ 11/13/17 - vs. Reinhardt - HOME - W, 92-53

Official Basketball Box Score -- Game Totals -- Final Statistics
Reinhardt vs Tennessee State
11/13/17 7 p.m. at Nashville, Tenn. (Gentry Center)

**Reinhardt 53 • 3-2**

| # | Player | Total | | 3-Ptr | | Rebounds | | | PF | TP | A | T | Blk | Stl | Min |
|-----------------|--------------------|--------|--------|-----------|--------|----------|-------|-----|-------|-------|----------|----|-----|-----|-----|
| | | FG-FGA | FG-FGA | FT-FTA | FT-FTA | Off | Def | Tot | | | | | | | |
| 01 | IRVIN, Melvin | f | 3-7 | 0-0 | 0-0 | 0 | 4 | 4 | 1 | 6 | 2 | 1 | 1 | 0 | 23 |
| 24 | WALKER, Jervon | f | 2-10 | 0-1 | 1-2 | 3 | 5 | 8 | 2 | 5 | 0 | 1 | 0 | 2 | 29 |
| 04 | SANDERS, Dwight | g | 1-6 | 1-4 | 0-0 | 0 | 1 | 1 | 1 | 3 | 4 | 2 | 0 | 0 | 25 |
| 10 | HUNDT, Scot | g | 6-15 | 5-14 | 0-1 | 1 | 0 | 1 | 2 | 17 | 0 | 1 | 0 | 1 | 22 |
| 12 | CARDEN, Cody | g | 1-7 | 1-7 | 0-0 | 0 | 6 | 6 | 1 | 3 | 1 | 0 | 0 | 0 | 27 |
| 02 | MAYS, Michael | g | 4-8 | 4-7 | 0-1 | 0 | 1 | 1 | 1 | 12 | 0 | 1 | 0 | 0 | 22 |
| 03 | JACKSON III, James | g | 1-3 | 1-2 | 0-0 | 1 | 1 | 2 | 3 | 3 | 3 | 4 | 0 | 0 | 14 |
| 11 | WEST, Earimondo | g | 0-1 | 0-0 | 0-0 | 0 | 1 | 1 | 0 | 0 | 0 | 0 | 0 | 0 | 2 |
| 21 | CAMPBELL, Tyson | g | 0-1 | 0-1 | 0-0 | 0 | 0 | 0 | 0 | 0 | 1 | 0 | 0 | 0 | 7 |
| 22 | EDEN, Kody | g | 1-4 | 0-2 | 0-0 | 1 | 1 | 2 | 2 | 2 | 0 | 4 | 1 | 0 | 23 |
| 30 | SIBBLIES-SIMON, T. | g | 0-1 | 0-1 | 2-2 | 1 | 0 | 1 | 1 | 2 | 0 | 0 | 0 | 0 | 1 |
| 32 | STAITI, Nick | g | 0-0 | 0-0 | 0-0 | 0 | 0 | 0 | 0 | 0 | 1 | 1 | 0 | 0 | 4 |
| 55 | SULLIVAN, T.A. | g | 0-0 | 0-0 | 0-0 | 0 | 0 | 0 | 0 | 0 | 0 | 0 | 0 | 0 | 1 |
| Team | | | | | | 3 | 2 | 5 | | | | | | | |
| Totals | | | 19-63 | 12-39 | 3-6 | 10 | 22 | 32 | 14 | 53 | 12 | 16 | 2 | 3 | 200 |
| FG % 1st Half: | | 9-29 | 31.0% | 2nd half: | 10-34 | 29.4% | Game: | | 19-63 | 30.2% | Deadball | | | | |
| 3FG % 1st Half: | | 6-22 | 27.3% | 2nd half: | 6-22 | 27.3% | Game: | | 12-39 | 30.8% | Rebounds | | | | |
| FT % 1st Half: | | 1-4 | 25.0% | 2nd half: | 2-2 | 100.0% | Game: | | 3-6 | 50.0% | 2 | | | | |

Tennessee State 92 • 1-1

| # | Player | Total | | 3-Ptr | | Rebounds | | | PF | TP | A | T | Blk | Stl | Min |
|-----------------|----------------------|--------|--------|-----------|--------|----------|-------|-----|-------|-------|----------|----|-----|-----|-----|
| | | FG-FGA | FG-FGA | FT-FTA | FT-FTA | Off | Def | Tot | | | | | | | |
| 21 | MEKOWULU, Christian | f | 2-6 | 0-1 | 3-4 | 2 | 7 | 9 | 1 | 7 | 0 | 1 | 2 | 1 | 17 |
| 00 | CHANEY, Armani | g | 1-4 | 0-1 | 0-0 | 0 | 2 | 2 | 2 | 2 | 3 | 3 | 0 | 2 | 17 |
| 01 | SPENCER, Delano | g | 8-10 | 6-8 | 0-0 | 0 | 3 | 3 | 0 | 22 | 2 | 0 | 0 | 0 | 18 |
| 14 | REDDICK, Darreon | g | 3-10 | 1-4 | 1-2 | 1 | 2 | 3 | 0 | 8 | 3 | 1 | 0 | 0 | 23 |
| 02 | CUMMINGS, Daniel | g | 1-4 | 1-4 | 0-0 | 0 | 3 | 3 | 2 | 3 | 1 | 1 | 0 | 0 | 14 |
| 02 | McKNIGHT, Kamar | g | 5-9 | 3-6 | 1-3 | 1 | 2 | 3 | 0 | 14 | 1 | 2 | 0 | 0 | 20 |
| 04 | HAMILTON, K. | g | 9-10 | 1-2 | 0-0 | 2 | 5 | 7 | 2 | 19 | 0 | 0 | 5 | 0 | 17 |
| 10 | DAVIS, Tripp | g | 2-3 | 0-1 | 0-1 | 1 | 5 | 6 | 2 | 4 | 4 | 2 | 0 | 4 | 19 |
| 11 | REID, A.C. | g | 2-3 | 2-3 | 0-0 | 0 | 2 | 2 | 1 | 6 | 2 | 1 | 0 | 1 | 16 |
| 12 | AHLIN, Hampus | g | 1-5 | 0-2 | 0-0 | 1 | 1 | 2 | 1 | 2 | 1 | 0 | 0 | 0 | 12 |
| 30 | CHAFFEE JR., Stokley | g | 1-1 | 0-0 | 0-1 | 2 | 2 | 4 | 3 | 2 | 1 | 1 | 1 | 0 | 16 |
| 34 | DUKE, Jalen | g | 1-1 | 0-0 | 1-2 | 0 | 0 | 0 | 2 | 3 | 0 | 0 | 1 | 0 | 11 |
| Team | | | | | | 3 | 3 | 6 | | | | | | | |
| Totals | | | 36-66 | 14-34 | 6-13 | 13 | 35 | 48 | 16 | 92 | 18 | 12 | 9 | 8 | 200 |
| FG % 1st Half: | | 18-35 | 51.4% | 2nd half: | 18-31 | 58.1% | Game: | | 36-66 | 54.5% | Deadball | | | | |
| 3FG % 1st Half: | | 6-18 | 44.4% | 2nd half: | 6-16 | 37.5% | Game: | | 14-34 | 41.2% | Rebounds | | | | |
| FT % 1st Half: | | 4-8 | 50.0% | 2nd half: | 2-5 | 40.0% | Game: | | 6-13 | 46.2% | 2 | | | | |

Officials: Craig Murley, Phillip Cudd, Chris Fuller
Technical fouls: Reinhardt-None, Tennessee State-None.
Attendance: 1601
Regular Season Game for TSU - Exhibition Game for Reinhardt

| Score by periods | 1st | 2nd | Total |
|------------------|-----|-----|-------|
| Reinhardt | 25 | 28 | 53 |
| Tennessee State | 48 | 44 | 92 |

Last FG - REINU 2nd-02:05, TSU 2nd-01:11.
Largest lead - REINU None, TSU by 41 2nd-01:11.
REINU led for 00:00, TSU led for 39:23, Game was tied for 00:31.

Score tied - 0 times.
Lead changed - 0 times.

GAME 3 ▶▶ 11/18/17 - vs. Middle Tennessee - HOME - L, 75-65

Official Basketball Box Score -- Game Totals -- Final Statistics
Middle Tennessee vs Tennessee State
11/18/17 3 p.m. at Nashville, Tenn. (Gentry Center)

**Middle Tennessee 75 • 3-1**

| # | Player | Total | | 3-Ptr | | Rebounds | | | PF | TP | A | T | Blk | Stl | Min |
|----------------------------|---------------------|-----------------------|-------|-------------------|-------|----------|-----|-----|----|----|----|----|-----|-----|-----|
| | | FG | FGA | FG | FGA | FT | FTA | Off | | | | | | | |
| 01 | WALTERS, Brandon | f | 5-8 | 0-1 | 4-7 | 3 | 4 | 7 | 2 | 14 | 1 | 0 | 1 | 0 | 31 |
| 05 | KING, Nick | f | 8-13 | 3-5 | 1-1 | 1 | 4 | 5 | 0 | 20 | 2 | 5 | 0 | 1 | 28 |
| 00 | DIXON, Tyrik | g | 2-4 | 0-2 | 5-6 | 0 | 3 | 3 | 4 | 9 | 5 | 3 | 0 | 2 | 32 |
| 11 | SIMPSON, Edward | g | 1-2 | 1-2 | 0-0 | 0 | 2 | 2 | 3 | 3 | 3 | 0 | 0 | 0 | 16 |
| 20 | POTTS, Giddy | g | 2-6 | 2-5 | 0-0 | 0 | 6 | 6 | 4 | 6 | 1 | 1 | 0 | 0 | 25 |
| 02 | JOHNSON, Antwain | | 3-9 | 0-5 | 5-5 | 0 | 2 | 2 | 3 | 11 | 3 | 1 | 1 | 1 | 24 |
| 03 | SIMS, Donovan | | 1-2 | 1-2 | 0-0 | 0 | 3 | 3 | 0 | 3 | 0 | 1 | 0 | 0 | 6 |
| 04 | HAWTHORNE, James | | 1-2 | 0-0 | 1-2 | 1 | 0 | 1 | 0 | 3 | 0 | 0 | 0 | 0 | 10 |
| 12 | SHELTON-SZMIDT, Th. | | 1-2 | 1-2 | 0-0 | 0 | 0 | 0 | 0 | 3 | 0 | 0 | 0 | 0 | 3 |
| 21 | SIMMONS, David | | 1-1 | 1-1 | 0-2 | 0 | 2 | 2 | 3 | 3 | 3 | 0 | 1 | 0 | 15 |
| 25 | GAMBLE, Karl | | 0-1 | 0-0 | 0-0 | 1 | 1 | 2 | 3 | 0 | 0 | 1 | 0 | 0 | 9 |
| 35 | THOMAS, Davion | | 0-0 | 0-0 | 0-0 | 0 | 0 | 0 | 1 | 0 | 0 | 0 | 0 | 0 | 1 |
| Team | | | 25-50 | 9-25 | 16-23 | 0 | 0 | 0 | 23 | 75 | 18 | 13 | 3 | 4 | 200 |
| Totals | | | 25-50 | 9-25 | 16-23 | 0 | 0 | 0 | 23 | 75 | 18 | 13 | 3 | 4 | 200 |
| FG % 1st Half: 13-25 52.0% | | 2nd half: 12-25 48.0% | | Game: 25-50 50.0% | | Deadball | | | | | | | | | |
| 3FG % 1st Half: 6-14 42.9% | | 2nd half: 3-11 27.3% | | Game: 9-25 36.0% | | Rebound | | | | | | | | | |
| FT % 1st Half: 8-9 88.9% | | 2nd half: 8-14 57.1% | | Game: 16-23 69.6% | | 3 | | | | | | | | | |

**GAME 5 ▶▶ 11/25/17 - at Kennesaw St. - AWAY - W, 77-74 (OT)**

Official Basketball Box Score -- Game Totals -- Final Statistics
Tennessee State vs Kennesaw State
11/25/17 7 p.m. at KSU Convocation Center (Kennesaw, Ga.)

**Tennessee State 77 • 3-2**

| # | Player | Total | | 3-Ptr | | Rebounds | | | PF | TP | A | TO | Blk | Stl | Min |
|--------|----------------------|--------|--------|--------|-----|----------|-----|----|----|----|----|----|-----|-----|-----|
| | | FG-FGA | FG-FGA | FT-FTA | Off | Def | Tot | | | | | | | | |
| 00 | CHANEY, Armani | 6-13 | 3-7 | 5-8 | 1 | 4 | 5 | 2 | 20 | 7 | 0 | 0 | 3 | 40- | |
| 01 | SPENCER, Delano | 3-9 | 2-6 | 6-7 | 0 | 4 | 4 | 4 | 14 | 0 | 1 | 0 | 3 | 30 | |
| 04 | HAMILTON, K. | 5-12 | 1-5 | 3-4 | 0 | 6 | 6 | 5 | 14 | 1 | 4 | 0 | 2 | 41 | |
| 14 | REDDICK, Darreon | 1-8 | 1-2 | 1-2 | 0 | 2 | 2 | 2 | 4 | 3 | 1 | 0 | 0 | 39 | |
| 21 | MEKOWULU, Christian | 3-6 | 0-0 | 3-6 | 4 | 3 | 7 | 5 | 9 | 0 | 2 | 1 | 0 | 20 | |
| 02 | McKNIGHT, Kamar | 4-7 | 1-2 | 1-1 | 0 | 2 | 2 | 3 | 10 | 1 | 1 | 0 | 1 | 18 | |
| 10 | DAVIS, Tripp | 0-0 | 0-0 | 0-0 | 0 | 0 | 0 | 0 | 0 | 1 | 0 | 0 | 0 | 2 | |
| 11 | REID, A.C. | 0-1 | 0-1 | 0-0 | 0 | 0 | 0 | 0 | 0 | 0 | 0 | 0 | 0 | 4 | |
| 12 | AHLIN, Hampus | 0-1 | 0-0 | 0-0 | 0 | 0 | 0 | 0 | 0 | 0 | 0 | 0 | 0 | 5 | |
| 22 | CUMMINGS, Daniel | 2-2 | 2-2 | 0-0 | 1 | 0 | 1 | 2 | 6 | 0 | 0 | 0 | 0 | 10 | |
| 30 | CHAFFEE JR., Stokley | 0-2 | 0-0 | 0-0 | 0 | 4 | 4 | 0 | 0 | 0 | 0 | 0 | 0 | 8 | |
| 34 | DUKE, Jalen | 0-0 | 0-0 | 0-0 | 0 | 0 | 0 | 1 | 0 | 0 | 0 | 0 | 0 | 8 | |
| Team | | | | | 2 | 0 | 2 | | | | 1 | | | | |
| Totals | | 24-61 | 10-25 | 19-28 | 8 | 25 | 33 | 24 | 77 | 13 | 10 | 1 | 9 | 225 | |

Kennesaw State 74 • 1-5

| # | Player | Total | | 3-Ptr | | Rebounds | | PF | TP | A | TO | Blk | Stl | Min |
|---------------------|------------------|--------|-----------------|--------|---------|----------|-------------|-------|----------|---|----|-----|-----|-----|
| | | FG-FGA | FT-FTA | FG-FGA | FT-FTA | Off | Def | | | | | | | |
| 02 | JONES, Jordan | 1-3 | 0-0 | 0-0 | 1 7 8 | 5 | 2 | 2 | 0 | 0 | 0 | 0 | 21 | |
| 03 | SCOTT, James | 4-9 | 2-4 | 1-3 | 0 0 0 | 4 | 11 | 0 | 2 | 0 | 2 | 31 | | |
| 04 | HOOKER, Tyler | 4-9 | 2-5 | 1-2 | 0 3 3 | 3 | 11 | 3 | 5 | 0 | 0 | 39 | | |
| 21 | MASTERTON, Nick | 7-10 | 3-5 | 2-2 | 0 2 2 | 1 | 19 | 4 | 1 | 0 | 1 | 38 | | |
| 33 | JANKOVIC, Kosta | 3-10 | 1-2 | 1-2 | 1 9 10 | 3 | 8 | 1 | 7 | 0 | 0 | 38 | | |
| 05 | MBUYAMBA, Isaac | 0-0 | 0-0 | 0-0 | 0 1 1 | 0 | 0 | 0 | 0 | 0 | 0 | 5 | | |
| 11 | CLARKE, Kyle | 1-1 | 0-0 | 0-0 | 0 2 2 | 1 | 2 | 1 | 1 | 0 | 0 | 6 | | |
| 13 | JARRETT, Tristan | 5-7 | 2-3 | 1-3 | 1 3 4 | 2 | 13 | 2 | 5 | 0 | 0 | 21 | | |
| 24 | LOCKLEY, Bryson | 1-3 | 0-0 | 6-8 | 1 6 7 | 5 | 8 | 3 | 3 | 0 | 0 | 26 | | |
| Team | | | | | 2 1 3 | | | | | | | | | |
| Totals | | 26-52 | 10-19 | 12-20 | 6 34 40 | 24 | 74 | 16 | 25 | 0 | 3 | 225 | | |
| FG % 1st Half: 8-24 | | 33.3% | 2nd half: 17-23 | 73.9% | OT: 1-5 | 20.0% | Game: 26-52 | 50.0% | Deadball | | | | | |
| 3FG % 1st Half: 3-8 | | 37.5% | 2nd half: 7-8 | 87.5% | OT: 0-3 | 0.0% | Game: 10-19 | 52.6% | Rebounds | | | | | |
| FT % 1st Half: 7-11 | | 63.6% | 2nd half: 2-5 | 40.0% | OT: 3-4 | 75.0% | Game: 12-20 | 60.0% | 3 | | | | | |

Officials: Freddie Williams, Arthur Vaulk, Chris King
Technical fouls: Tennessee State-None, Kennesaw State-None.
Attendance: 981

| Score by periods | 1st | 2nd | OT | Total |
|------------------|-----|-----|----|-------|
| Tennessee State | 32 | 37 | 8 | 77 |
| Kennesaw State | 26 | 43 | 5 | 74 |

Last FG - TSU OT-02:28, KSU OT-00:14.
Largest lead - TSU by 16 1st-09:19, KSU by 5 2nd-08:56.
TSU led for 28:50. KSU led for 11:26. Game was tied for 04:44.

Score tied - 9 times.
Lead changed - 8 times.

GAME 6 ▶▶ 11/28/17 - vs. Fisk - HOME - W, 67-53

Official Basketball Box Score -- Game Totals -- Final Statistics
Fisk vs Tennessee State
11/28/17 7 p.m. at Nashville, Tenn. (Gentry Center)

**Fisk 53 • 7-4**

| # | Player | Total | | 3-Ptr | | Rebounds | | PF | TP | A | TO | Blk | Stl | Min | |
|----------------------|------------------|--------|--------|-----------------|--------|----------|-------------|----|-------|----------|----|-----|-----|-----|-----|
| | | FG-FGA | FT-FTA | FG-FGA | FT-FTA | Off | Def | | | | | | | | |
| 00 | PITTS, El Paso | f | 2-9 | 2-7 | 1-2 | 0 | 10 | 10 | 3 | 7 | 2 | 1 | 0 | 1 | 32 |
| 20 | SCOTT, Ryainni | | 3-10 | 1-3 | 1-2 | 1 | 0 | 1 | 5 | 8 | 0 | 0 | 0 | 0 | 19 |
| 02 | DAVIS, Tyrann | g | 1-5 | 0-1 | 2-2 | 1 | 0 | 0 | 1 | 4 | 5 | 1 | 0 | 1 | 30 |
| 03 | ALSTON, Victor | | 1-6 | 0-2 | 1-2 | 0 | 1 | 1 | 2 | 3 | 2 | 2 | 0 | 2 | 29 |
| 14 | MADISON, Joshua | g | 3-7 | 1-2 | 0-1 | 0 | 3 | 3 | 2 | 7 | 0 | 5 | 0 | 0 | 19 |
| 10 | PATTON II, David | | 1-5 | 0-4 | 0-2 | 0 | 1 | 1 | 0 | 2 | 0 | 0 | 0 | 0 | 11 |
| 12 | NABORS, Montreal | | 1-4 | 0-1 | 1-2 | 3 | 4 | 7 | 1 | 3 | 1 | 1 | 0 | 0 | 21 |
| 23 | MILLER, Addison | | 4-8 | 3-5 | 0-0 | 0 | 3 | 3 | 4 | 11 | 1 | 2 | 0 | 0 | 17 |
| 24 | JEUDY, Craig | | 2-3 | 1-1 | 1-2 | 1 | 3 | 4 | 1 | 6 | 1 | 0 | 0 | 0 | 14 |
| 25 | SMOTHERS, Howard | | 0-1 | 0-0 | 2-2 | 1 | 2 | 3 | 2 | 2 | 0 | 0 | 0 | 1 | 8 |
| Team | | | | | | 0 | 0 | 0 | | | | 2 | | | |
| Totals | | | 18-58 | 8-26 | 9-17 | 7 | 27 | 34 | 21 | 53 | 12 | 14 | 0 | 5 | 200 |
| FG % 1st Half: 7-27 | | | 25.9% | 2nd half: 11-31 | | 35.5% | Game: 18-58 | | 31.0% | Deadball | | | | | |
| 3FG % 1st Half: 2-14 | | | 14.3% | 2nd half: 6-12 | | 50.0% | Game: 8-26 | | 30.8% | Rebounds | | | | | |
| FT % 1st Half: 7-13 | | | 53.8% | 2nd half: 2-4 | | 50.0% | Game: 9-17 | | 52.9% | 3 | | | | | |

Tennessee State 67 • 4-2

| # | Player | Total | | 3-Ptr | | Rebounds | | PF | TP | A | TO | Blk | Stl | Min | |
|----------------------|---------------------|--------|--------|-----------------|--------|-------------|-------|----------|----|----|----|-----|-----|-----|-----|
| | | FG-FGA | FT-FTA | FG-FGA | FT-FTA | Off | Def | | | | | | | | |
| 04 | HAMILTON, K. | f | 2-5 | 0-1 | 2-2 | 1 | 6 | 7 | 5 | 6 | 1 | 4 | 1 | 0 | 15 |
| 21 | MEKOWULU, Christian | f | 5-8 | 0-0 | 6-7 | 7 | 11 | 18 | 4 | 16 | 0 | 3 | 4 | 0 | 22 |
| 00 | CHANEY, Armani | g | 3-8 | 0-5 | 2-2 | 1 | 8 | 9 | 1 | 8 | 3 | 1 | 0 | 3 | 31 |
| 01 | SPENCER, Delano | f | 4-14 | 2-8 | 2-2 | 1 | 1 | 2 | 1 | 12 | 1 | 1 | 0 | 1 | 32 |
| 14 | REDDICK, Darreon | g | 0-6 | 0-4 | 0-2 | 0 | 3 | 3 | 0 | 0 | 2 | 1 | 1 | 2 | 18 |
| 02 | McKNIGHT, Kamar | f | 4-7 | 1-4 | 2-3 | 0 | 0 | 0 | 2 | 11 | 2 | 3 | 0 | 0 | 20 |
| 10 | DAVIS, Tripp | f | 0-2 | 0-1 | 2-2 | 1 | 1 | 2 | 0 | 2 | 0 | 1 | 0 | 0 | 7 |
| 11 | REID, A.C. | f | 1-4 | 1-4 | 0-0 | 0 | 1 | 1 | 1 | 3 | 0 | 0 | 0 | 0 | 13 |
| 12 | AHLIN, Hampus | f | 1-1 | 1-1 | 0-0 | 0 | 0 | 0 | 1 | 3 | 0 | 0 | 0 | 0 | 6 |
| 13 | OYEDIRAN, Samson | f | 0-0 | 0-0 | 0-0 | 0 | 1 | 1 | 1 | 0 | 0 | 0 | 0 | 0 | 8 |
| 22 | CUMMINGS, Daniel | f | 0-1 | 0-1 | 5-6 | 2 | 3 | 5 | 1 | 5 | 0 | 0 | 0 | 0 | 18 |
| 34 | DUKE, Jalen | f | 0-1 | 0-1 | 1-2 | 1 | 1 | 2 | 2 | 1 | 0 | 0 | 0 | 0 | 10 |
| Team | | | | | | 0 | 2 | 2 | | | | | | | |
| Totals | | | 20-57 | 5-30 | 22-28 | 14 | 38 | 52 | 19 | 67 | 9 | 15 | 6 | 6 | 200 |
| FG % 1st Half: 10-31 | | | 32.3% | 2nd half: 10-26 | 38.5% | Game: 20-57 | 35.1% | Deadball | | | | | | | |
| 3FG % 1st Half: 1-14 | | | 7.1% | 2nd half: 4-16 | 25.0% | Game: 5-30 | 16.7% | Rebounds | | | | | | | |
| FT % 1st Half: 6-8 | | | 75.0% | 2nd half: 16-20 | 80.0% | Game: 22-28 | 78.6% | 2 | | | | | | | |

Officials: Jason Baker, Kelly Davis, Tavares Armour
Technical fouls: Fisk-None, Tennessee State-None.
Attendance: 2511

| Score by periods | 1st | 2nd | Total |
|------------------|-----|-----|-------|
| Fisk | 23 | 30 | 53 |
| Tennessee State | 27 | 40 | 67 |

Last FG - FISK17 2nd-00:34, TSU 2nd-01:26.
Largest lead - FISK17 None, TSU by 16 2nd-12:56.
FISK17 led for 00:00. TSU led for 38:46. Game was tied for 01:14.

Score tied - 0 times.
Lead changed - 0 times.

GAME 7 ▶▶ 12/2/17 - vs. Lipscomb - HOME - L, 95-86 (OT)

Official Basketball Box Score -- Game Totals -- Final Statistics
Lipscomb vs Tennessee State
12/02/17 7 p.m. at Nashville, Tenn. (Gentry Center)

**Lipscomb 95 • 5-3**

| # | Player | Total | | 3-Ptr | | Rebounds | | PF | TP | A | TO | Blk | Stl | Min | |
|----------------------|-------------------|--------|-----------------|--------|-----------|----------|-------------|-------|----------|----|----|-----|-----|-----|-----|
| | | FG-FGA | FT-FTA | FG-FGA | FT-FTA | Off | Def | | | | | | | | |
| 00 | MARBERRY, Rob | f | 3-6 | 0-0 | 5-6 | 2 | 5 | 7 | 2 | 11 | 5 | 2 | 3 | 1 | 35 |
| 22 | PEPPER, Eli | f | 3-5 | 1-2 | 0-3 | 1 | 1 | 2 | 4 | 7 | 1 | 1 | 1 | 0 | 27 |
| 03 | BUCKLAND, Michael | g | 6-10 | 2-3 | 6-7 | 1 | 5 | 6 | 1 | 20 | 4 | 2 | 2 | 1 | 38 |
| 21 | COOPER, Kenny | f | 2-7 | 0-2 | 8-8 | 1 | 3 | 4 | 5 | 12 | 4 | 7 | 1 | 2 | 32 |
| 04 | MATHEWS, Garrison | g | 3-8 | 2-4 | 0-0 | 0 | 5 | 5 | 1 | 8 | 2 | 1 | 0 | 2 | 30 |
| 21 | JONES, Greg | f | 3-6 | 3-5 | 2-2 | 1 | 1 | 2 | 2 | 11 | 0 | 2 | 0 | 0 | 11 |
| 12 | ROSE, Matt | f | 2-4 | 2-4 | 2-2 | 0 | 3 | 3 | 1 | 8 | 1 | 2 | 0 | 0 | 16 |
| 13 | FLEMING, Andrew | f | 1-2 | 0-1 | 0-0 | 0 | 0 | 0 | 1 | 2 | 0 | 2 | 0 | 0 | 4 |
| 23 | KORN, Aaron | f | 3-5 | 2-4 | 4-6 | 0 | 3 | 3 | 1 | 12 | 1 | 0 | 0 | 1 | 23 |
| 55 | BRAMMEIER, George | f | 2-3 | 0-0 | 0-1 | 0 | 0 | 0 | 3 | 4 | 0 | 0 | 0 | 0 | 9 |
| Team | | | | | | 0 | 1 | 1 | | | | | | | |
| Totals | | | 28-56 | 12-25 | 27-35 | 6 | 27 | 33 | 21 | 95 | 18 | 19 | 7 | 7 | 225 |
| FG % 1st Half: 14-26 | | 53.8% | 2nd half: 11-25 | 44.0% | OT: 3-5 | 60.0% | Game: 28-56 | 50.0% | Deadball | | | | | | |
| 3FG % 1st Half: 4-8 | | 50.0% | 2nd half: 6-15 | 40.0% | OT: 2-2 | 100.0% | Game: 12-25 | 48.0% | Rebounds | | | | | | |
| FT % 1st Half: 10-12 | | 83.3% | 2nd half: 7-9 | 77.8% | OT: 10-14 | 71.4% | Game: 27-35 | 77.1% | 2 | | | | | | |

Tennessee State 86 • 4-3

| # | |
|---|--|
|---|--|

**GAME 9** ▶▶ 12/15/17 - at North Carolina A&T - AWAY - L, 64-54Official Basketball Box Score -- Game Totals -- Final Statistics
Tennessee State vs N.C. A&T
12/15/17 7:00 p.m. at Greensboro, N.C. (Corbett Sports Center)**Tennessee State 54 • 5-4**

| # | Player | Total | | 3-Ptr | | Rebounds | | | PF | TP | A TO Blk Stl | | | | Min |
|----------------------|---------------------|--------|-----------------|--------|-------------|----------|----------|-----|----|----|--------------|----|-----|-----|-----|
| | | FG-FGA | FG-FGA | FT-FTA | FT-FTA | Off | Def | Tot | | | A | TO | Blk | Stl | |
| 21 | MEKOWULU, Christian | 1-3 | 0-0 | 1-2 | 1-2 | 1 | 8 | 9 | 3 | 3 | 3 | 0 | 0 | 2 | 35 |
| 04 | HAMILTON, K. | 7-15 | 1-5 | 0-0 | 1-2 | 3 | 15 | 1 | 1 | 0 | 1 | 0 | 0 | 1 | 26 |
| 00 | CHANEY, Armani | 3-6 | 3-5 | 0-0 | 1-0 | 1 | 0 | 1 | 2 | 9 | 1 | 2 | 0 | 2 | 28 |
| 01 | SPENCER, Delano | 7-13 | 3-6 | 0-0 | 2-4 | 6 | 2 | 17 | 2 | 1 | 0 | 0 | 0 | 0 | 39 |
| 02 | McKNIGHT, Kamar | 5-13 | 0-5 | 0-2 | 1-2 | 3 | 4 | 10 | 2 | 2 | 2 | 0 | 0 | 2 | 32 |
| 10 | DAVIS, Tripp | 0-1 | 0-1 | 0-0 | 0-0 | 2 | 2 | 1 | 0 | 0 | 0 | 1 | 1 | 0 | 9 |
| 11 | REID, A.C. | 0-2 | 0-2 | 0-0 | 0-0 | 1 | 1 | 0 | 1 | 0 | 0 | 0 | 0 | 0 | 6 |
| 13 | OYEDIRAN, Samson | 0-0 | 0-0 | 0-0 | 0-0 | 1 | 1 | 0 | 3 | 0 | 0 | 1 | 0 | 0 | 7 |
| 14 | REDDICK, Darreon | 0-6 | 0-3 | 0-0 | 0-0 | 1 | 1 | 2 | 1 | 0 | 2 | 1 | 0 | 0 | 18 |
| | Team | | | | | 0 | 2 | 2 | | | | | | | |
| Totals | | 23-59 | 7-27 | 1-4 | 7-23 | 30 | 19 | 54 | 11 | 10 | 1 | 1 | 7 | 200 | |
| FG % 1st Half: 9-26 | | 34.6% | 2nd half: 14-33 | 42.4% | Game: 23-59 | 39.0% | Deadball | | | | | | | | |
| 3FG % 1st Half: 5-14 | | 35.7% | 2nd half: 2-13 | 15.4% | Game: 7-27 | 25.9% | Rebounds | | | | | | | | |
| FT % 1st Half: 1-2 | | 50.0% | 2nd half: 0-2 | 0.0% | Game: 1-4 | 25.0% | | | | | | | | | |

N.C. A&T 64 • 6-4

| # | Player | Total | | 3-Ptr | | Rebounds | | | PF | TP | A TO Blk Stl | | | | Min |
|----------------------|-------------------|--------|-----------------|--------|-------------|----------|----------|-----|----|----|--------------|----|-----|-----|-----|
| | | FG-FGA | FG-FGA | FT-FTA | FT-FTA | Off | Def | Tot | | | A | TO | Blk | Stl | |
| 00 | MCGOWENS, Davaris | 0-0 | 0-0 | 0-0 | 0-0 | 0 | 0 | 0 | 2 | 0 | 0 | 0 | 0 | 0 | 4 |
| 21 | KADJI, Japhet | 6-8 | 2-3 | 2-4 | 2-8 | 10 | 1 | 16 | 2 | 2 | 0 | 0 | 0 | 0 | 32 |
| 01 | EDMEAD, Aaren | 0-3 | 0-2 | 3-4 | 0-1 | 1 | 0 | 3 | 0 | 3 | 0 | 0 | 0 | 0 | 25 |
| 03 | BOYKINS, Devonte | 4-11 | 3-8 | 2-4 | 1-6 | 7 | 2 | 13 | 4 | 1 | 0 | 1 | 0 | 1 | 40 |
| 04 | LANGLEY, Kameron | 3-6 | 0-3 | 1-2 | 0-0 | 0 | 3 | 7 | 6 | 3 | 0 | 0 | 0 | 1 | 20 |
| 02 | LARLEY, Kwei | 1-4 | 1-2 | 0-0 | 1-1 | 2 | 0 | 3 | 1 | 0 | 0 | 0 | 0 | 0 | 10 |
| 15 | HAMILTON, Amari | 0-3 | 0-2 | 0-0 | 0-0 | 1 | 1 | 0 | 0 | 0 | 1 | 0 | 0 | 0 | 7 |
| 22 | GANTZ, Miik | 3-4 | 0-1 | 3-4 | 0-2 | 2 | 2 | 9 | 1 | 1 | 0 | 0 | 0 | 0 | 18 |
| 25 | OLUJOBI, Femi | 4-6 | 1-1 | 2-2 | 2-8 | 10 | 1 | 11 | 0 | 2 | 0 | 0 | 0 | 0 | 33 |
| 33 | KEYES, Denzel | 1-2 | 0-1 | 0-0 | 0-3 | 3 | 0 | 2 | 1 | 0 | 0 | 0 | 0 | 0 | 11 |
| | Team | | | | | 1 | 2 | 3 | | | | | | | |
| Totals | | 22-47 | 7-23 | 13-20 | 7-32 | 39 | 11 | 64 | 14 | 14 | 0 | 2 | 200 | | |
| FG % 1st Half: 9-24 | | 37.5% | 2nd half: 13-23 | 56.5% | Game: 22-47 | 46.8% | Deadball | | | | | | | | |
| 3FG % 1st Half: 4-13 | | 30.8% | 2nd half: 3-10 | 30.0% | Game: 7-23 | 30.4% | Rebounds | | | | | | | | |
| FT % 1st Half: 5-9 | | 55.6% | 2nd half: 8-11 | 72.7% | Game: 13-20 | 65.0% | | | | | | | | | |

Officials: Leslie Jones, William Cheek and Alfred Charity
Technical fouls: Tennessee State-None. N.C. A&T-None.
Attendance: 520

| Score by periods | 1st | 2nd | Total |
|------------------|-----|-----|-------|
| Tennessee State | 24 | 30 | 54 |
| N.C. A&T | 27 | 37 | 64 |

| Points | In | Off | 2nd | Fast | Bench |
|--------|----|-----|-----|------|-------|
| TSU | 28 | 17 | 10 | 7 | 0 |
| NCATM | 28 | 6 | 10 | 14 | 25 |

Score tied - 3 times.
Lead changed - 5 times.Last FG - TSU 2nd-00:06, NCATM 2nd-00:19.
Largest lead - TSU by 7 1st-14:18, NCATM by 12 2nd-00:19.
TSU led for 17:05, NCATM led for 21:17. Game was tied for 01:38.**GAME 10** ▶▶ 12/18/17 - at Texas - AWAY - L, 47-46Official Basketball Box Score -- Game Totals -- Final Statistics
Tennessee State vs Texas
12/18/17 8:05 P.M. at Austin, TX (Frank Erwin Center)**Tennessee State 46 • 5-5**

| # | Player | Total | | 3-Ptr | | Rebounds | | | PF | TP | A TO Blk Stl | | | | Min |
|---------------------|----------------------|--------|----------------|--------|-------------|----------|----------|-----|----|----|--------------|----|-----|-----|-----|
| | | FG-FGA | FG-FGA | FT-FTA | FT-FTA | Off | Def | Tot | | | A | TO | Blk | Stl | |
| 21 | MEKOWULU, Christian | 6-14 | 0-0 | 3-5 | 6-5 | 11 | 1 | 15 | 2 | 3 | 2 | 3 | 0 | 0 | 35 |
| 04 | HAMILTON, K. | 2-3 | 1-2 | 2-2 | 1-3 | 4 | 3 | 7 | 0 | 4 | 0 | 0 | 0 | 0 | 32 |
| 00 | CHANEY, Armani | 1-4 | 0-1 | 1-1 | 1-3 | 4 | 2 | 3 | 1 | 3 | 0 | 1 | 0 | 1 | 26 |
| 01 | SPENCER, Delano | 4-9 | 3-6 | 0-0 | 0-3 | 3 | 0 | 11 | 1 | 2 | 0 | 0 | 0 | 0 | 35 |
| 02 | McKNIGHT, Kamar | 1-7 | 0-4 | 0-0 | 1-1 | 2 | 2 | 2 | 1 | 2 | 0 | 0 | 0 | 0 | 23 |
| 10 | DAVIS, Tripp | 0-0 | 0-0 | 0-0 | 0-0 | 0 | 0 | 0 | 1 | 0 | 0 | 0 | 0 | 0 | 1 |
| 11 | REID, A.C. | 0-0 | 0-0 | 0-0 | 0-0 | 0 | 0 | 0 | 2 | 0 | 0 | 0 | 0 | 0 | 8 |
| 12 | AHLIN, Hampus | 1-3 | 0-0 | 0-0 | 0-1 | 1 | 2 | 2 | 0 | 2 | 0 | 0 | 0 | 1 | 14 |
| 13 | OYEDIRAN, Samson | 0-0 | 0-0 | 0-0 | 0-0 | 0 | 0 | 0 | 0 | 0 | 0 | 0 | 0 | 0 | 2 |
| 14 | REDDICK, Darreon | 0-0 | 0-0 | 0-0 | 0-0 | 0 | 0 | 0 | 1 | 0 | 1 | 3 | 0 | 0 | 11 |
| 22 | CUMMINGS, Daniel | 2-3 | 2-3 | 0-0 | 0-1 | 1 | 0 | 6 | 0 | 0 | 0 | 0 | 0 | 0 | 10 |
| 30 | CHAFFEE JR., Stokley | 0-0 | 0-0 | 0-0 | 0-0 | 0 | 0 | 0 | 1 | 0 | 0 | 2 | 0 | 0 | 3 |
| | Team | | | | 1-3 | 4 | | | | | | | | | |
| Totals | | 17-43 | 6-16 | 6-8 | 10-20 | 30 | 15 | 46 | 6 | 25 | 2 | 7 | 200 | | |
| FG % 1st Half: 8-20 | | 40.0% | 2nd half: 9-23 | 39.1% | Game: 17-43 | 39.5% | Deadball | | | | | | | | |
| 3FG % 1st Half: 1-5 | | 20.0% | 2nd half: 5-11 | 45.5% | Game: 6-16 | 37.5% | Rebounds | | | | | | | | |
| FT % 1st Half: 4-4 | | 100.0% | 2nd half: 2-4 | 50.0% | Game: 6-8 | 75.0% | | | | | | | | | |

Texas 47 • 8-3

| # | Player | Total | | 3-Ptr | | Rebounds | | | PF | TP | A TO Blk Stl | | | | Min |
|----------------------|-------------------|--------|----------------|--------|-------------|----------|----------|-----|----|----|--------------|----|-----|-----|-----|
| | | FG-FGA | FG-FGA | FT-FTA | FT-FTA | Off | Def | Tot | | | A | TO | Blk | Stl | |
| 04 | Bamba, Mohamed | 1-8 | 0-0 | 2-3 | 3-4 | 7 | 3 | 4 | 0 | 1 | 4 | 0 | 0 | 0 | 32 |
| 21 | Osetkowski, Dylan | 7-13 | 0-5 | 2-2 | 3-4 | 7 | 1 | 16 | 0 | 2 | 0 | 0 | 0 | 0 | 38 |
| 02 | Coleman, Matt | 2-9 | 0-3 | 0-0 | 1-1 | 2 | 1 | 4 | 7 | 6 | 1 | 0 | 1 | 0 | 37 |
| 03 | Young, Jacob | 2-7 | 1-5 | 0-0 | 2-3 | 5 | 2 | 5 | 1 | 3 | 0 | 1 | 0 | 1 | 21 |
| 12 | Roach II, Kerwin | 3-7 | 2-5 | 4-5 | 0-2 | 2 | 0 | 12 | 2 | 3 | 0 | 0 | 4 | 0 | 37 |
| 13 | Febres, Jase | 0-4 | 0-3 | 0-0 | 0-0 | 0 | 0 | 0 | 0 | 0 | 0 | 0 | 1 | 2 | 14 |
| 20 | Sims, Jericho | 3-3 | 0-0 | 0-2 | 2-1 | 3 | 1 | 6 | 0 | 1 | 1 | 0 | 0 | 0 | 21 |
| | Team | | | | 2-1 | 3 | | | | | | | | | |
| Totals | | 18-51 | 3-21 | 8-12 | 13-16 | 29 | 10 | 47 | 10 | 17 | 7 | 8 | 200 | | |
| FG % 1st Half: 9-29 | | 31.0% | 2nd half: 9-22 | 40.9% | Game: 18-51 | 35.3% | Deadball | | | | | | | | |
| 3FG % 1st Half: 2-13 | | 15.4% | 2nd half: 1-8 | 12.5% | Game: 3-21 | 14.3% | Rebounds | | | | | | | | |
| FT % 1st Half: 5-7 | | 71.4% | 2nd half: 3-5 | 60.0% | Game: 8-12 | 66.7% | | | | | | | | | |

Officials: Doug Simons, Michael Stephens, James Breeding
Technical fouls: Tennessee State-None. Texas-None.
Attendance: 8218

| Score by periods | 1st | 2nd | Total |
|------------------|-----|-----|-------|
| Tennessee State | 21 | 25 | 46 |
| Texas | 25 | 22 | 47 |

Last FG - TSU 2nd-01:26, UT 2nd-00:09.
Largest lead - TSU by 7 1st-08:26, UT by 7 2nd-03:58.
TSU led for 16:46, UT led for 17:30. Game was tied for 05:44.Score tied - 4 times.
Lead changed - 10 times.**GAME 11** ▶▶ 12/21/17 - at Purdue - AWAY - L, 97-48Official Basketball Box Score -- Game Totals -- Final Statistics
Tennessee State vs Purdue
12/21/17 6:00 PM ET at West Lafayette, Ind. / Mackey Arena**Tennessee State 48 • 5-6**

| # | Player | Total | | 3-Ptr | | Rebounds | | | PF | TP | A TO Blk Stl | | | | Min | |
|----------------------|----------------------|-------|----------------|-------|-------------|----------|-------|-------------|----|----|--------------|----|-----|-----|-----|----|
| | | FG | FG-FGA | FT | FT-FTA | Off | Def | Tot | | | A | TO | Blk | Stl | | |
| 04 | HAMILTON, K. | f | 1-1 | 1-1 | 0-0 | 0 | 1 | 1 | 5 | 3 | 0 | 1 | 0 | 0 | 0 | 6 |
| 00 | CHANEY, Armani | g | 2-8 | 1-4 | 0-0 | 1 | 3 | 4 | 3 | 5 | 5 | 4 | 0 | 0 | 0 | 31 |
| 01 | SPENCER, Delano | g | 4-11 | 3-6 | 2-2 | 0 | 1 | 1 | 0 | 13 | 2 | 3 | 0 | 1 | 1 | 33 |
| 02 | McKNIGHT, Kamar | g | 1-7 | 0-1 | 1-2 | 0 | 2 | 2 | 2 | 3 | 0 | 0 | 0 | 0 | 1 | 17 |
| 22 | CUMMINGS, Daniel | g | 1-1 | 1-1 | 0-0 | 0 | 2 | 2 | 1 | 3 | 0 | 0 | 0 | 0 | 0 | 12 |
| 10 | DAVIS, Tripp | | 0-1 | 0-0 | 1-2 | 0 | 2 | 2 | 2 | 1 | 0 | 0 | 0 | 2 | 8 | 1 |
| 11 | REID, A.C. | | 0-5 | 0-5 | 0-0 | 0 | 1 | 1 | 0 | 0 | 1 | 0 | 1 | 0 | 1 | 16 |
| 12 | AHLIN, Hampus | | 2-5 | 2-5 | 2-2 | 0 | 2 | 2 | 1 | 8 | 0 | 4 | 0 | 1 | 1 | 21 |
| 13 | OYEDIRAN, Samson | | 1-2 | 0-0 | 0-0 | 0 | 1 | 0 | 1 | 0 | 2 | 0 | 0 | 0 | 0 | 9 |
| 14 | REDDICK, Darreon | | 0-1 | 0-1 | 0-0 | 0 | 0 | 0 | 0 | 0 | 0 | 0 | 0 | 0 | 0 | 2 |
| 21 | MEKOWULU, Christian | | 3-4 | 0-0 | 4-6 | 1 | 3 | 4 | 4 | 10 | 0 | 4 | 0 | 0 | 0 | 22 |
| 30 | CHAFFEE JR., Stokley | | 0-1 | 0-0 | 0-0 | 0 | 2 | 2 | 2 | 0 | 0 | 0 | 0 | 1 | 0 | 17 |
| 34 | DUKE, Jalen | | 0-2 | 0-1 | 0-2 | 0 | 0 | 0 | 1 | 0 | 0 | 0 | 0 | 0 | 0 | 6 |
| Totals | | | 15-49 | 8-25 | 10-16 | 6 | 20 | 26 | 21 | 48 | 8 | 17 | 2 | 5 | 200 | |
| FG % 1st Half: 6-24 | | 25.0% | 2nd half: 9-25 | 36.0% | Game: 15-49 | | 30.6% | Dreadnought | | | | | | | | |
| 3FG % 1st Half: 3-10 | | 30.0% | 2nd half: 5-15 | 33.3% | Game: 15-49 | | 32.0% | Rebound | | | | | | | | |
| FT % 1st Half: 1-2 | | 50.0% | 2nd half: 9-14 | 64.3% | Game: 10-16 | | 62.5% | 3.1 | | | | | | | | |

**GAME 13** ▶▶ 12/31/17 - at SEMO - AWAY - L, 77-65Official Basketball Box Score -- Game Totals -- Final Statistics
Tennessee State vs Southeast Missouri
12-31-17 1 p.m. at Show Me Center -- Cape Girardeau, Mo.**Tennessee State 65 • 5-8, 0-2 OVC**

| # | Player | Total | | | 3-Ptr | | | Rebounds | | | PF | TP | A | TO | Blk | Stl | Min |
|--------|----------------------|--------|--------|--------|-------|-----|-------|----------|----|----|----|----|---|----|-----|-----|-----|
| | | FG-FGA | FG-FGA | FT-FTA | Off | Def | Total | | | | | | | | | | |
| 04 | HAMILTON, K. | f | 5-11 | 2-5 | 0-0 | 2 | 2 | 4 | 4 | 12 | 1 | 0 | 0 | 2 | 26 | | |
| 21 | MEKOWULU, Christian | f | 3-7 | 0-0 | 2-3 | 1 | 2 | 3 | 3 | 8 | 1 | 2 | 2 | 2 | 25 | | |
| 00 | CHANEY, Armani | g | 0-3 | 0-0 | 0-0 | 0 | 4 | 4 | 2 | 0 | 0 | 2 | 0 | 0 | 18 | | |
| 01 | SPENCER, Delano | g | 6-18 | 4-11 | 1-1 | 0 | 3 | 3 | 1 | 17 | 1 | 1 | 0 | 2 | 32 | | |
| 14 | REDDICK, Darreon | g | 3-6 | 0-1 | 5-5 | 0 | 1 | 1 | 3 | 11 | 1 | 3 | 0 | 1 | 25 | | |
| 02 | McKNIGHT, Kamar | | 1-3 | 0-2 | 1-2 | 0 | 3 | 3 | 1 | 3 | 2 | 0 | 0 | 0 | 12 | | |
| 10 | DAVIS, Tripp | | 0-0 | 0-0 | 0-0 | 0 | 0 | 0 | 1 | 0 | 0 | 0 | 0 | 0 | 9 | | |
| 22 | CUMMINGS, Daniel | | 1-3 | 1-2 | 0-0 | 0 | 1 | 1 | 3 | 3 | 1 | 2 | 0 | 0 | 16 | | |
| 30 | CHAFFEE JR., Stokley | | 1-1 | 0-0 | 0-0 | 0 | 2 | 2 | 2 | 2 | 0 | 0 | 0 | 0 | 16 | | |
| 34 | DUKE, Jalen | | 4-4 | 1-1 | 0-0 | 1 | 2 | 3 | 0 | 9 | 1 | 0 | 0 | 0 | 21 | | |
| | Team | | | | | 1 | 2 | 3 | | | | | | | | | |
| Totals | | | 24-56 | 8-22 | 9-11 | 5 | 22 | 27 | 20 | 65 | 8 | 10 | 2 | 7 | 200 | | |

FG % 1st Half: 10-27 37.0% 2nd half: 14-29 48.3% Game: 24-56 42.9% Deadball Rebounds 0
3FG % 1st Half: 1-8 12.5% 2nd half: 7-14 50.0% Game: 8-22 36.4%
FT % 1st Half: 6-8 75.0% 2nd half: 3-3 100.0% Game: 9-11 81.8%**Southeast Missouri 77 • 7-8, 1-1 OVC**

| # | Player | Total | | | 3-Ptr | | Rebounds | | PF | TP | A | TO | Blk | Stl | Min |
|--------|-------------------|-------|--------|--------|-------|-----|----------|----|----|----|----|----|-----|-----|-----|
| | | FG-FA | FG-FGA | FT-FTA | Off | Def | | | | | | | | | |
| 04 | VRANES, Milos | f | 4-7 | 3-6 | 1-2 | 1 | 5 | 6 | 1 | 12 | 2 | 3 | 0 | 1 | 21 |
| 34 | MAHONEY, Denzel | f | 4-8 | 2-4 | 12-13 | 3 | 8 | 11 | 1 | 22 | 2 | 2 | 0 | 2 | 34 |
| 20 | CARPENTER, Justin | c | 5-8 | 2-3 | 2-2 | 0 | 2 | 2 | 4 | 14 | 1 | 1 | 1 | 0 | 25 |
| 02 | DALTON, Jonathan | g | 0-2 | 0-1 | 2-2 | 2 | 1 | 3 | 2 | 2 | 4 | 3 | 0 | 0 | 29 |
| 25 | BREWER, Ledarius | g | 7-18 | 2-12 | 0-1 | 0 | 6 | 6 | 1 | 16 | 1 | 0 | 3 | 1 | 30 |
| 03 | KOWALSKI, Ray | | 0-2 | 0-2 | 0-0 | 0 | 2 | 2 | 1 | 0 | 0 | 1 | 0 | 0 | 9 |
| 13 | GABLE, Isaiah | | 2-5 | 1-4 | 0-0 | 0 | 0 | 0 | 0 | 5 | 1 | 0 | 0 | 0 | 9 |
| 10 | LEWIS, Donnie | | 0-0 | 0-0 | 0-0 | 1 | 2 | 3 | 3 | 0 | 4 | 2 | 0 | 1 | 20 |
| 23 | SIMMONS, Daniel | | 2-3 | 2-3 | 0-0 | 0 | 1 | 1 | 2 | 6 | 0 | 2 | 0 | 0 | 12 |
| 42 | LAROS, Mark | | 0-0 | 0-0 | 0-0 | 1 | 2 | 3 | 0 | 0 | 0 | 0 | 0 | 0 | 11 |
| | Team | | | | | 2 | 0 | 2 | | | | | | | |
| Totals | | | 24-53 | 12-35 | 17-20 | 10 | 29 | 39 | 15 | 77 | 15 | 14 | 4 | 5 | 200 |

FG % 1st Half: 10-24 41.7% 2nd half: 14-29 48.3% Game: 24-53 45.3% Deadball Rebounds 0
3FG % 1st Half: 5-18 27.8% 2nd half: 7-17 41.2% Game: 12-35 34.3%
FT % 1st Half: 4-4 100.0% 2nd half: 13-16 81.3% Game: 17-20 85.0%Officials: Ed Crenshaw, Kelly Davis, Ryan Odean
Technical fouls: Tennessee State-HAMILTON, K.; MEKOWULU, Christian.
Southeast Missouri-None.
Attendance: 615

| Score by periods | 1st | 2nd | Total |
|--------------------|-----|-----|-------|
| Tennessee State | 27 | 38 | 65 |
| Southeast Missouri | 29 | 48 | 77 |

| Points | In | Off | 2nd | Fast | Bench |
|--------|----|-----|-----|------|-------|
| TSU | 24 | T/O | 19 | 0 | 17 |
| SEMO | 18 | 13 | 9 | 12 | 11 |

Last FG - TSU 2nd-00:06, SEMO 2nd-01:02.
Largest lead - TSU by 9 1st-13:13, SEMO by 24 2nd-06:08.
TSU led for 12:55. SEMO led for 23:20. Game was tied for 03:45.Score tied - 4 times.
Lead changed - 3 times.**GAME 14** ▶▶ 1/4/18 - vs. Jacksonville St. - HOME - W, 67-60Official Basketball Box Score -- Game Totals -- Final Statistics
Jacksonville State vs Tennessee State
01/04/18 7:30 p.m. at Nashville, Tenn. (Gentry Center)**Jacksonville State 60 • 11-5, 2-1 OVC**

| # | Player | Total | | 3-Ptr | | Rebounds | | PF | TP | A | TO | Blk | Stl | Min | |
|--------|-----------------------|-------|-------|-------|-----|----------|-----|----|----|----|----|-----|-----|-----|-----|
| | | FG | FGA | FG | FGA | FT | FTA | | | | | | | | Off |
| 12 | GIGA, Norbertas | f | 3-6 | 0-1 | 0-0 | 3 | 2 | 5 | 1 | 6 | 1 | 4 | 0 | 22 | |
| 31 | CUNNINGHAM, Christian | f | 2-4 | 0-0 | 0-1 | 0 | 2 | 2 | 2 | 4 | 1 | 0 | 1 | 20 | |
| 00 | GREGORY, Jamall | g | 2-4 | 0-2 | 0-0 | 0 | 2 | 2 | 3 | 4 | 1 | 1 | 1 | 20 | |
| 03 | EDWARDS, Tyrik | g | 1-1 | 0-0 | 0-0 | 1 | 1 | 2 | 0 | 2 | 0 | 2 | 0 | 10 | |
| 21 | DRUMWRIGHT, Malcolm | g | 4-13 | 2-5 | 0-0 | 1 | 3 | 4 | 0 | 10 | 6 | 1 | 0 | 40 | |
| 01 | DUNLAP, Maurice | | 1-3 | 1-3 | 0-0 | 0 | 1 | 1 | 1 | 3 | 2 | 1 | 0 | 22 | |
| 14 | BURNELL, Jason | | 6-10 | 4-6 | 0-0 | 1 | 6 | 7 | 3 | 16 | 1 | 3 | 0 | 22 | |
| 23 | HUNTER, Marlon | | 2-6 | 0-1 | 0-0 | 2 | 0 | 2 | 0 | 4 | 1 | 3 | 0 | 23 | |
| 30 | MARTIN, Cam | | 4-6 | 3-4 | 0-0 | 0 | 5 | 5 | 2 | 11 | 2 | 0 | 0 | 16 | |
| 34 | SPEARS, Ashton | | 0-3 | 0-2 | 0-2 | 1 | 0 | 1 | 0 | 0 | 0 | 0 | 0 | 5 | |
| | Team | | | | | 1 | 1 | 2 | | | | 1 | | | |
| Totals | | | 25-56 | 10-24 | 0-3 | 10 | 23 | 33 | 12 | 60 | 15 | 16 | 2 | 4 | 200 |

FG % 1st Half: 10-25 40.0% 2nd half: 15-31 48.4% Game: 25-56 44.6% Deadball Rebounds 1
3FG % 1st Half: 5-14 35.7% 2nd half: 5-10 50.0% Game: 10-24 41.7%
FT % 1st Half: 0-3 0.0% 2nd half: 0-0 0.0% Game: 0-3 0.0%**Tennessee State 67 • 6-8, 1-2 OVC**

| # | Player | Total | | 3-Ptr | | Rebounds | | PF | TP | A | TO | Blk | Stl | Min | |
|--------|----------------------|-------|-------|-------|-------|----------|-----|----|----|----|----|-----|-----|-----|-----|
| | | FG | FTA | FG | FTA | Off | Def | | | | | | | | |
| 04 | HAMILTON, K. | f | 3-7 | 1-2 | 0-0 | 0 | 3 | 3 | 7 | 1 | 2 | 1 | 0 | 20 | |
| 21 | MEKOWULU, Christian | f | 4-10 | 0-0 | 6-6 | 1 | 8 | 9 | 2 | 14 | 0 | 1 | 2 | 36 | |
| 00 | CHANEY, Armani | f | 6-11 | 2-7 | 0-0 | 0 | 2 | 2 | 1 | 14 | 6 | 2 | 1 | 5 | 34 |
| 01 | SPENCER, Delano | g | 5-10 | 3-7 | 7-7 | 0 | 3 | 3 | 2 | 20 | 1 | 2 | 1 | 0 | 35 |
| 14 | REDDICK, Darreon | g | 1-2 | 0-1 | 1-1 | 0 | 3 | 3 | 0 | 3 | 0 | 2 | 0 | 0 | 32 |
| 02 | McKNIGHT, Kamar | f | 2-5 | 0-2 | 0-0 | 0 | 1 | 1 | 1 | 4 | 1 | 0 | 0 | 1 | 15 |
| 22 | CUMMINGS, Daniel | f | 0-1 | 0-1 | 0-0 | 0 | 1 | 0 | 1 | 2 | 0 | 1 | 0 | 0 | 11 |
| 30 | CHAFFEE JR., Stokley | f | 2-2 | 0-0 | 1-1 | 0 | 2 | 2 | 1 | 5 | 0 | 0 | 1 | 0 | 14 |
| 34 | DUKE, Jalen | f | 0-0 | 0-0 | 0-0 | 0 | 0 | 0 | 0 | 0 | 0 | 0 | 0 | 0 | 3 |
| Team | | | | | | 0 | 1 | 1 | | | | 1 | | | |
| Totals | | | 23-48 | 6-20 | 15-15 | 2 | 23 | 25 | 12 | 67 | 9 | 11 | 6 | 9 | 200 |

FG % 1st Half: 10-22 45.5% 2nd half: 13-26 50.0% Game: 23-48 47.9% Deadball Rebounds 0
3FG % 1st Half: 3-10 30.0% 2nd half: 3-10 30.0% Game: 6-20 30.0%
FT % 1st Half: 2-2 100.0% 2nd half: 13-13 100.0% Game: 15-15 100.0%Officials: Alfred Smith, John St. Clair, Nate Green
Technical fouls: Jacksonville State-None. Tennessee State-None.
Attendance: 831

| Score by periods | 1st | 2nd | Total |
|--------------------|-----|-----|-------|
| Jacksonville State | 25 | 35 | 60 |
| Tennessee State | 25 | 42 | 67 |

| Points | In | Off | 2nd | Fast | Bench |
|--------|----|-----|-----|------|-------|
| JSU | 20 | T/O | 7 | 6 | 34 |
| TSU | 28 | 19 | 5 | 2 | 9 |

Last FG - JSU 2nd-00:24, TSU 2nd-00:34.
Largest lead - JSU by 5 1st-01:28, TSU by 7 1st-14:28.
JSU led for 15:32. TSU led for 16:18. Game was tied for 08:10.Score tied - 9 times.
Lead changed - 13 times.**GAME 15** ▶▶ 1/6/18 - vs. Tennessee Tech - HOME - L, 87-81 (OT)Official Basketball Box Score -- Game Totals -- Final Statistics
Tennessee Tech vs Tennessee State
01/06/18 4 p.m. at Nashville Tenn. (Gentry Center)**Tennessee Tech 87 • 11-6, 3-1 OVC**

| # | Player | Total | | | Rebounds | | | PF | TP | A | TO | Blk | Stl | Min | |
|--------|---------------------|--------|-------|--------|----------|-----|-----|----|----|----|----|-----|-----|-----|-----|
| | | FG-FGA | 3-Ptr | FT-FTA | Off | Def | Tot | | | | | | | | |
| 15 | PHILLIPS, Curtis | f | 8-16 | 5-8 | 7-9 | 1 | 6 | 7 | 2 | 28 | 4 | 3 | 0 | 43 | |
| 22 | ALEXANDER, Courtney | f | 2-6 | 0-0 | 4-9 | 3 | 8 | 11 | 5 | 8 | 4 | 3 | 2 | 40 | |
| 05 | RAMSEY, Mason | f | 1-3 | 1-1 | 1-2 | 1 | 0 | 1 | 5 | 6 | 1 | 2 | 1 | 34 | |
| 20 | CALHOUN, Shaq | g | 7-15 | 6-12 | 3-4 | 1 | 3 | 4 | 3 | 23 | 1 | 2 | 0 | 35 | |
| 04 | JUGOVIC, Aleksa | g | 5-13 | 2-8 | 5-5 | 0 | 6 | 6 | 1 | 17 | 5 | 2 | 1 | 43 | |
| 03 | TILLERY, Corey | | 0-0 | 0-0 | 0-0 | 0 | 0 | 0 | 0 | 0 | 0 | 0 | 0 | 2 | |
| 05 | DURAN, Joan | | 0-1 | 0-1 | 0-0 | 0 | 1 | 1 | 2 | 0 | 0 | 0 | 0 | 6 | |
| 11 | HENRY, Micaiah | | 2-3 | 0-0 | 1-2 | 2 | 1 | 3 | 5 | 5 | 0 | 1 | 0 | 15 | |
| 54 | CROSLAND, Cade | | 0-1 | 0-1 | 0-0 | 0 | 1 | 1 | 1 | 0 | 1 | 1 | 0 | 7 | |
| Team | | | | | | 1 | 1 | 2 | | | | 1 | | | |
| Totals | | | 26-58 | 14-31 | 21-31 | 9 | 27 | 36 | 24 | 87 | 16 | 15 | 4 | 7 | 225 |

FG % 1st Half: 9-26 34.6% 2nd half: 13-26 50.0% OT: 4-6 66.7% Game: 26-58 44.8% Deadball Rebounds 7
3FG % 1st Half: 4-12 33.3% 2nd half: 10-17 58.8% OT: 0-2 0.0% Game: 14-31 45.2%
FT % 1st Half: 8-12 66.7% 2nd half: 7-11 63.6% OT: 6-8 75.0% Game: 21-31 67.7%**Tennessee State 81 • 6-9, 1-3 OVC**

| # | Player | | Total | | 3-Ptr | | Rebounds | | PF | TP | A | TO | Blk | Stl | Min |
|--------|----------------------|---|--------|--------|--------|-----|----------|-----|----|----|----|----|-----|-----|-----|
| | | | FG-FGA | FG-FGA | FT-FTA | Off | Def | Tot | | | | | | | |
| 04 | HAMILTON, K. | f | 2-5 | 1-4 | 2-2 | 1 | 6 | 7 | 5 | 7 | 1 | 0 | 0 | 0 | 27 |
| 21 | MEKOWULU, Christian | f | 5-11 | 0-0 | 10-13 | 2 | 2 | 4 | 3 | 20 | 0 | 2 | 5 | 1 | 37 |
| 00 | CHANEY, Armani | g | 1-4 | 0-0 | 0-0 | 0 | 1 | 1 | 5 | 2 | 5 | 2 | 0 | 1 | 17 |
| 01 | SPENCER, Delano | f | 8-18 | 3-9 | 1-2 | 1 | 6 | 7 | 4 | 20 | 1 | 4 | 0 | 1 | 41 |
| 14 | REDDICK, Darreon | g | 5-8 | 0-1 | 7-8 | 2 | 5 | 7 | 2 | 17 | 3 | 6 | 0 | 0 | 39 |
| 02 | McKNIGHT, Kamar | f | 2-5 | 0-2 | 0-1 | 0 | 1 | 1 | 0 | 4 | 1 | 1 | 0 | 1 | 11 |
| 10 | DAVIS, Tripp | f | 0-1 | 0-1 | 0-0 | 0 | 1 | 1 | 1 | 0 | 0 | 0 | 0 | 1 | 11 |
| 22 | CUMMINGS, Daniel | f | 0-1 | 0-1 | 0-0 | 0 | 0 | 0 | 1 | 0 | 0 | 1 | 0 | 0 | 10 |
| 30 | CHAFFEE JR., Stokley | f | 1-4 | 0-0 | 1-3 | 3 | 2 | 5 | 2 | 3 | 0 | 0 | 0 | 1 | 20 |
| 34 | DUKE, Jalen | f | 3-4 | 2-2 | 0-0 | 0 | 1 | 1 | 0 | 8 | 0 | 0 | 0 | 0 | 9 |
| Team | | | | | | 2 | 1 | 3 | | | | | | | |
| Totals | | | 27-61 | 6-20 | 21-29 | 11 | 26 | 37 | 23 | 81 | 11 | 16 | 5 | 6 | 225 |

FG % 1st Half: 15-27 55.6% 2nd half: 10-26 38.5% OT: 2-8 25.0% Game: 27-61 44.3% Deadball Rebounds

**GAME 17** ▶▶ 1/13/18 - at SIUE - AWAY - L, 82-79

Official Basketball Box Score -- Game Totals -- Final Statistics
Tennessee State vs SIUE
01/13/18 7 pm at Edwardsville, Ill./Vadalandene Center

**Tennessee State 79 • 7-10, 2-4 OVC**

| # | Player | Total | | | Rebounds | | | PF | TP | A | TO | Blk | Stl | Min |
|----------------------------|----------------------|-----------------------|--------|-------------------|----------|---------------------|-----|----|----|----|----|-----|-----|-----|
| | | FG-FGA | 3P-FGA | FT-FTA | Off | Def | Tot | | | | | | | |
| 00 | CHANEY, Armani | 2-6 | 0-2 | 0-0 | 0 | 1 | 1 | 2 | 4 | 5 | 3 | 0 | 2 | 25 |
| 01 | SPENCER, Delano | 7-17 | 4-11 | 1-1 | 0 | 0 | 0 | 2 | 19 | 5 | 3 | 0 | 3 | 34 |
| 04 | HAMILTON, K. | 3-10 | 1-5 | 0-0 | 1 | 2 | 3 | 5 | 7 | 0 | 1 | 0 | 0 | 24 |
| 14 | REDDICK, Darreon | 4-8 | 2-4 | 0-3 | 0 | 4 | 4 | 2 | 10 | 1 | 2 | 0 | 4 | 34 |
| 21 | MEKOWULU, Christian | 8-9 | 0-0 | 8-10 | 2 | 4 | 6 | 4 | 24 | 0 | 5 | 0 | 0 | 32 |
| 02 | McKNIGHT, Kamar | 5-7 | 2-3 | 1-2 | 0 | 1 | 1 | 3 | 13 | 6 | 0 | 0 | 2 | 26 |
| 30 | CUMMINGS, Daniel | 0-0 | 0-0 | 0-0 | 0 | 0 | 0 | 0 | 0 | 0 | 0 | 0 | 0 | 3 |
| 22 | CHAFFEE JR., Stokley | 1-1 | 0-0 | 0-0 | 1 | 2 | 3 | 5 | 2 | 1 | 2 | 1 | 2 | 16 |
| 34 | DUKE, Jalen | 0-2 | 0-1 | 0-0 | 0 | 1 | 1 | 1 | 0 | 0 | 1 | 0 | 1 | 6 |
| Team | | | | | 5 | 0 | 5 | | | | | | | |
| Totals | | 30-60 | 9-26 | 10-16 | 9 | 15 | 24 | 24 | 79 | 18 | 17 | 1 | 14 | 200 |
| FG % 1st Half: 14-25 56.0% | | 2nd half: 16-35 45.7% | | Game: 30-60 50.0% | | Deadball Rebounds 2 | | | | | | | | |
| 3FG % 1st Half: 5-12 41.7% | | 2nd half: 4-14 28.6% | | Game: 9-26 34.6% | | | | | | | | | | |
| FT % 1st Half: 4-6 66.7% | | 2nd half: 6-10 60.0% | | Game: 10-16 62.5% | | | | | | | | | | |

SIUE 82 • 7-10, 3-3 OVC

| # | Player | Total | | 3-Ptr | | Rebounds | | | PF | TP | A | TO | Blk | Stl | Min |
|----------------------------|------------------|-----------------------|--------|-------------------|--------|-----------------------|-----|-----|----|----|----|----|-----|-----|-----|
| | | FG-FGA | FT-FTA | FG-FGA | FT-FTA | Off | Def | Tot | | | | | | | |
| 13 | ELLIS, Christian | 3-4 | 0-0 | 1-3 | | 0 | 5 | 5 | 3 | 7 | 9 | 4 | 0 | 0 | 27 |
| 15 | McFARLAND, David | 1-4 | 1-3 | 1-2 | | 1 | 3 | 4 | 3 | 4 | 3 | 2 | 1 | 1 | 29 |
| 22 | BENTON, Justin | 6-6 | 4-4 | 1-1 | | 0 | 3 | 3 | 2 | 17 | 4 | 5 | 0 | 0 | 37 |
| 24 | HENRY, Jalen | 3-9 | 1-4 | 5-6 | | 2 | 1 | 3 | 3 | 12 | 1 | 7 | 0 | 3 | 31 |
| 45 | SIMMONS, Keenan | 3-5 | 0-0 | 0-0 | | 0 | 4 | 4 | 3 | 6 | 0 | 0 | 0 | 0 | 17 |
| 01 | JACKSON, D.J. | 0-0 | 0-0 | 0-0 | | 0 | 0 | 0 | 1 | 0 | 0 | 0 | 0 | 0 | 2 |
| 03 | KINCHEN, Daniel | 6-12 | 3-8 | 2-2 | | 0 | 1 | 1 | 0 | 17 | 1 | 4 | 0 | 0 | 29 |
| 32 | JACKSON, Brandon | 6-7 | 0-0 | 7-8 | | 3 | 4 | 7 | 3 | 19 | 1 | 2 | 1 | 1 | 28 |
| Team | | | | | | 2 | 3 | 5 | | | | | | | |
| Totals | | 28-47 | 9-19 | 17-22 | | 8 | 24 | 32 | 18 | 82 | 19 | 24 | 2 | 5 | 200 |
| FG % 1st Half: 15-25 60.0% | | 2nd half: 13-22 59.1% | | Game: 28-47 59.6% | | Deadball Rebounds 1,1 | | | | | | | | | |
| 3FG % 1st Half: 5-11 45.5% | | 2nd half: 4-8 50.0% | | Game: 9-19 47.4% | | | | | | | | | | | |
| FT % 1st Half: 3-4 75.0% | | 2nd half: 14-18 77.8% | | Game: 17-22 77.3% | | | | | | | | | | | |

Officials: Ford Branch Jr., Kevin Driver, Boyd Copeland
Technical fouls: Tennessee State-None. SIUE-None.
Attendance: 1346

| Score by periods | 1st | 2nd | Total |
|------------------|-----|-----|-------|
| Tennessee State | 37 | 42 | 79 |
| SIUE | 38 | 44 | 82 |

Last FG - TSU 2nd-00:12, SIUE 2nd-01:02.
Largest lead - TSU by 10 1st-14:08, SIUE by 9 1st-06:18.
TSU led for 16:13, SIUE led for 19:51. Game was tied for 03:56.

| Points | In | Off | 2nd | Fast | Bench |
|--------|----|-----|-----|------|-------|
| TSU | 38 | 36 | 14 | 6 | 15 |
| SIUE | 30 | 20 | 7 | 13 | 36 |

Score tied - 7 times.
Lead changed - 14 times.

GAME 18 ▶▶ 1/18/18 - vs. Austin Peay - HOME - W, 70-56

Official Basketball Box Score -- Game Totals -- Final Statistics
Austin Peay vs Tennessee State
01/18/18 5 p.m. at Nashville, Tenn. (Gentry Center)

**Austin Peay 56 • 10-9, 5-2 OVC**

| # | Player | Total | | 3-Ptr | | Rebounds | | | PF | TP | A | TO | Blk | Stl | Min |
|----------------------|----------------------|--------|-----------------|--------|-------------|----------|---------------------|-----|----|----|---|----|-----|-----|-----|
| | | FG-FGA | FT-FTA | FG-FGA | FT-FTA | Off | Def | Tot | | | | | | | |
| 03 | PORTER-BUNTON, Chris | f | 2-10 | 1-6 | 4-4 | 1 | 4 | 5 | 4 | 9 | 1 | 4 | 0 | 2 | 35 |
| 24 | UGBA, Averyl | f | 2-10 | 0-1 | 4-6 | 3 | 5 | 8 | 4 | 8 | 1 | 2 | 2 | 0 | 27 |
| 01 | IVORY, Tre' | g | 2-7 | 1-5 | 0-0 | 0 | 1 | 1 | 2 | 5 | 3 | 0 | 0 | 3 | 26 |
| 04 | GUMM, Dayton | f | 5-12 | 1-5 | 0-0 | 3 | 2 | 5 | 3 | 11 | 3 | 1 | 0 | 1 | 28 |
| 21 | TAYLOR, Terry | g | 6-13 | 2-4 | 2-2 | 11 | 2 | 13 | 2 | 16 | 0 | 1 | 0 | 0 | 36 |
| 11 | STEPHENS, Ed | f | 0-1 | 0-1 | 0-0 | 0 | 0 | 0 | 0 | 0 | 1 | 1 | 0 | 0 | 13 |
| 15 | CUCAK, Ivan | f | 0-1 | 0-0 | 0-0 | 0 | 0 | 0 | 2 | 0 | 0 | 1 | 0 | 0 | 6 |
| 22 | HENDERSON, Richard | f | 0-0 | 0-0 | 0-0 | 0 | 1 | 1 | 0 | 0 | 0 | 0 | 0 | 0 | 2 |
| 23 | HARRIS, Steve | f | 1-1 | 0-0 | 0-0 | 1 | 1 | 2 | 0 | 2 | 0 | 1 | 0 | 0 | 9 |
| 25 | GLOTTA, Zach | f | 1-7 | 0-4 | 3-4 | 0 | 2 | 2 | 3 | 5 | 0 | 1 | 0 | 0 | 18 |
| Team | | | | | | 0 | 0 | 0 | | | | 1 | | | |
| Totals | | | 19-62 | 5-26 | 13-16 | 19 | 18 | 37 | 20 | 56 | 9 | 13 | 2 | 6 | 200 |
| FG % 1st Half: 9-28 | | 32.1% | 2nd half: 10-34 | 29.4% | Game: 19-62 | 30.6% | Deadball Rebounds 2 | | | | | | | | |
| 3FG % 1st Half: 3-13 | | 23.1% | 2nd half: 2-13 | 15.4% | Game: 5-26 | 19.2% | | | | | | | | | |
| FT % 1st Half: 7-10 | | 70.0% | 2nd half: 6-6 | 100.0% | Game: 13-16 | 81.3% | | | | | | | | | |

Tennessee State 70 • 8-10, 3-4 OVC

| # | Player | Total | | 3-Ptr | | Rebounds | | | PF | TP | A | TO | Blk | Stl | Min |
|---------------------------|----------------------|-----------------------|--------|-------------------|--------|---------------------|-----|-------|----|----|----|----|-----|-----|-----|
| | | FG-FGA | FT-FTA | FG-FGA | FT-FTA | Off | Def | Total | | | | | | | |
| 04 | HAMILTON, K. | f 2-4 | 1-1 | 2-2 | 0 | 4 | 4 | 4 | 7 | 0 | 0 | 0 | 0 | 0 | 22 |
| 21 | MEKOWULU, Christian | f 1-1 | 0-0 | 4-5 | 1 | 6 | 7 | 4 | 6 | 1 | 0 | 0 | 1 | 1 | 22 |
| 00 | CHANEY, Armani | g 2-7 | 2-5 | 4-6 | 0 | 2 | 2 | 2 | 10 | 3 | 3 | 0 | 1 | 1 | 35 |
| 02 | McKNIGHT, Kamar | g 5-8 | 2-4 | 1-1 | 0 | 4 | 4 | 2 | 13 | 3 | 3 | 0 | 1 | 30 | |
| 14 | REDDICK, Darreon | g 3-8 | 3-6 | 3-5 | 0 | 0 | 0 | 3 | 12 | 2 | 5 | 1 | 0 | 38 | |
| 01 | SPENCER, Delano | g 4-8 | 3-6 | 0-0 | 0 | 2 | 2 | 0 | 11 | 1 | 1 | 1 | 2 | 16 | |
| 13 | OYEDIRAN, Samson | g 1-1 | 0-0 | 0-0 | 0 | 1 | 1 | 2 | 2 | 0 | 0 | 0 | 0 | 13 | |
| 30 | CHAFFEE JR., Stokley | g 2-2 | 0-0 | 5-5 | 2 | 6 | 8 | 4 | 9 | 0 | 1 | 2 | 0 | 23 | |
| 34 | DUKE, Jalen | g 0-1 | 0-0 | 0-0 | 0 | 0 | 0 | 1 | 0 | 0 | 2 | 0 | 0 | 1 | |
| Team | | | | | 2 | 0 | 2 | | | | | | | | |
| Totals | | 20-40 | 11-22 | 19-24 | 5 | 25 | 30 | 22 | 70 | 10 | 15 | 5 | 5 | 200 | |
| FG % 1st Half: 9-17 52.9% | | 2nd half: 11-23 47.8% | | Game: 20-40 50.0% | | Deadball Rebounds 2 | | | | | | | | | |
| 3FG % 1st Half: 5-9 55.6% | | 2nd half: 6-13 46.2% | | Game: 11-22 50.0% | | | | | | | | | | | |
| FT % 1st Half: 5-7 71.4% | | 2nd half: 14-17 82.4% | | Game: 19-24 79.2% | | | | | | | | | | | |

Officials: John St. Clair, Eric Mims, David Carter
Technical fouls: Austin Peay-None. Tennessee State-TEAM.
Attendance: 1301

| Score by periods | 1st | 2nd | Total |
|------------------|-----|-----|-------|
| Austin Peay | 28 | 28 | 56 |
| Tennessee State | 28 | 42 | 70 |

Last FG - APSU 2nd-00:13, TSU 2nd-02:28.
Largest lead - APSU by 7 1st-07:09, TSU by 17 2nd-02:28.
APSU led for 11:24, TSU led for 24:52. Game was tied for 03:44.

| Points | In | Off | 2nd | Fast | Bench |
|--------|----|-----|-----|------|-------|
| TSU | 26 | 17 | 12 | 4 | 7 |
| APSU | 18 | 12 | 5 | 2 | 22 |

Score tied - 5 times.
Lead changed - 11 times.

GAME 19 ▶▶ 1/20/18 - vs. Murray State - HOME**GAME 20** ▶▶ 1/25/18 - vs. SIUE - HOME



0

**ARMANI CHANEY**5-10 | 165 | Jr. | G
Chicago, Ill.**PPG:** 6.9 | **RPG:** 3.3 | **APG:** 3.6**PTS** - 20 (at Kennesaw St., 11/25/17)**REB** - 9 (vs. Fisk, 11/28/17)**AST** - 8 (vs. Canisius, 11/21/17)

▶ Averaging 1.8 steals per game

▶ 20 points & 7 assists at Kennesaw St.

▶ Started final 7 games of 2016-17

1

**DELANO SPENCER**6-3 | 200 | Sr. | G
Atlanta, Ga.**PPG:** 15.2 | **RPG:** 3.1 | **APG:** 1.4**PTS** - 26 (vs. Lipscomb, 12/2/17)**REB** - 7 (2x, last vs. Tennessee Tech, 1/6/18)**AST** - 5 (at SIUE, 1/13/18)

▶ Led TSU with 15.0 ppg in non-conference play in '17-18

▶ Averaged 10.5 ppg in OVC play in '16-17

2

**KAMAR MCKNIGHT**6-4 | 205 | R-Sr. | G
Toronto, Ont.**PPG:** 8.7 | **RPG:** 2.1 | **APG:** 1.7**PTS** - 17 (vs. Lipscomb, 12/2/17)**REB** - 4 (2x, last vs. Austin Peay, 1/18/18)**AST** - 6 (at SIUE, 1/13/18)

▶ 10 games with 10+ points this season

▶ 10.0 PPG for Georgia Highlands in '16-17

▶ Teammate of Daniel Cummings at St. Benedict's Prep in N.J.

3

**DONTE FITZPATRICK-DORSEY**6-4 | 191 | Jr. | G
Memphis, Tenn.**PPG:** -- | **RPG:** -- | **APG:** --**PTS** - 16 (at Mississippi State, 1/23/16)**REB** - 4 (vs. St. Joseph's, 11/20/16)**AST** - 4 (at Mississippi State, 1/23/16)

▶ Will sit out the 2017-18 season per NCAA transfer rules

▶ First season at TSU after transferring from Ole Miss

4

**KEN'DARRIUS HAMILTON**6-9 | 245 | Sr. | F/C
Montgomery, Ala.**PPG:** 9.1 | **RPG:** 4.1 | **APG:** 0.6**PTS** - 21 (at Tennessee Tech, 2/9/17)**REB** - 11 (at Austin Peay, 2/4/17)**AST** - 2 (3x, last at UT Martin, 12/28/17)

▶ 8 double-digit scoring games in '17-18 and 16 in career

▶ Scored 10+ points in four of the final seven games last season

5

**DAVID MORRIS**6-1 | 175 | Fr. | G
Erie, Pa.**PPG:** -- | **RPG:** -- | **APG:** --**PTS** --**REB** --**AST** --

▶ Finalist for Mr. Basketball in the state of Pennsylvania as a senior

▶ All-time leading scorer in Erie County (PA) history with 2,270 career points

10

**TRIPP DAVIS**6-3 | 175 | R-Sr. | G
Nashville, Tenn.**PPG:** 0.7 | **RPG:** 1.3 | **APG:** 0.5**PTS** - 4 (vs. Reinhardt, 11/13/17)**REB** - 6 (vs. Reinhardt, 11/13/17)**AST** - 4 (vs. Reinhardt, 11/13/17)

▶ 5 games as the backup PG in 2016-17

▶ Redshirted in first year in 2015-16

▶ All-time leading scorer in Lighthouse Christian HS history (2,000+ points)

12

**HAMPUS AHLIN**6-6 | 215 | Jr. | G
Stockholm, Sweden**PPG:** 1.7 | **RPG:** 0.9 | **APG:** 0.1**PTS** - 8 (at #16 Purdue, 12/21/17)**REB** - 2 (2x, last at #16 Purdue, 12/21/17)**AST** - 1 (vs. Reinhardt, 11/13/17)

▶ 1st career start at UT Martin (12/28/17)

▶ 8.8 ppg, 3.2 rpg with 45 made 3's in 2016-17 at Monroe College (JUCO)

▶ Led team to NJCAA Tournament Sweet 16

13

**SAMSON OYEDIRAN**6-7 | 211 | R-Jr. | F
London, England**PPG:** 0.8 | **RPG:** 1.3 | **APG:** 0.0**PTS** - 5 (vs. Fisk, 11/18/15)**REB** - 6 (at Alabama St., 12/12/17)**AST** - 1 (2x, last vs. UC Davis, 11/11/16)

▶ 2x OVC Commissioner's Honor Roll

▶ 1 of 5 International players on roster

14

**DARREON REDDICK**6-4 | 195 | Sr. | G
Belleville, Ill.**PPG:** 7.6 | **RPG:** 2.5 | **APG:** 1.8**PTS** - 25 (at Murray State, 1/17/15)**REB** - 13 (vs. Fisk, 11/20/14)**AST** - 8 (vs. Alcorn State, 12/19/15)

▶ Scored 20 at #4/3 Kansas (11/10/17)

▶ Leading scorer among TSU's returners (9.0 ppg in 2016-17)

▶ 12 games with 10+ points last season

21

**CHRISTIAN MEKOWULU**6-9 | 245 | R-Jr. | F
Lagos, Nigeria.**PPG:** 12.2 | **RPG:** 8.2 | **APG:** 0.7**PTS** - 26 (vs. Lipscomb, 12/2/17)**REB** - 18 (vs. Fisk, 11/28/17)**AST** - 3 (2x, last at NC A&T, 12/15/17)

▶ Six career double-doubles

▶ OVC Player of the Week (12/4/17) after double-doubles vs. Fisk & Lipscomb

▶ 7'3" Wingspan - longest on the team

22

**DANIEL CUMMINGS**6-5 | 210 | R-Fr. | G/F
Toronto, Ont.**PPG:** 1.7 | **RPG:** 1.1 | **APG:** 0.3**PTS** - 6 (2x, last at Texas, 12/18/17)**REB** - 5 (vs. Fisk, 11/28/17)**AST** - 1 (4x, last at SEMO, 12/31/17)

▶ Game-tying 3 with 2.1 seconds left to force OT in win at Kennesaw St. (11/25/17)

▶ Redshirt in 2016-17 - 11 ppg & 7 rpg at Orangeville Prep in '15-16

23

**DaJION HENDERSON**6-7 | 275 | Jr. | F
Los Angeles, Calif.**PPG:** -- | **RPG:** -- | **APG:** --**PTS** --**REB** --**AST** --

▶ Will miss season due to injury

▶ #67 in JucoRecruiting.com's Top 100

▶ 1st Team All-Conference - 10.4 ppg & 7.0 rpg at El Camino College Compton Center

30

**STOKLEY CHAFFEE JR.**6-8 | 215 | Jr. | F
Oakland, Calif.**PPG:** 2.2 | **RPG:** 3.1 | **APG:** 0.2**PTS** - 9 (vs. Austin Peay, 1/18/18)**REB** - 9 (at UT Martin, 12/28/17)**AST** - 1 (3x, last at SIUE, 1/13/18)

▶ Started career at University of San Francisco (2015-16 season)

▶ 13.0 ppg, 10.4 rpg in 2016-17 at Las Positas College (JUCO)

34

**JALEN DUKE**6-5 | 213 | R-Sr. | G
Nashville, Tenn.**PPG:** 2.1 | **RPG:** 0.6 | **APG:** 0.1**PTS** - 9 (at SEMO, 12/31/17)**REB** - 3 (at SEMO, 12/31/17)**AST** - 1 (at SEMO, 12/31/17)

▶ Career game w/ 9 pts at SEMO (12/31/17)

▶ Redshirted in first year in 2015-16

▶ All-time leading scorer in Martin Luther King HS history (1,882 points)

HC

**DANA FORD**

4th Season

Illinois State '06

TSU RECORD: 50-60**CAREER RECORD:** SAME

▶ 2016 OVC Coach of the Year

▶ 2016 Ben Jobe Award Winner - Nation's Top Division I Minority Coach

▶ Associate HC at Illinois State ('12-14)

▶ Assistant stops at Wichita State ('11-12), TSU ('09-11) & Chipola CC ('08-09)

TENNESSEE STATE UNIVERSITY TIGERS**PRONUNCIATION GUIDE**

| ## | NAME | PRONUNCIATION |
|------|----------------------|--------------------|
| #1 | Delano Spencer | DELL-in-o |
| #2 | Kamar McKnight | ka-MAR |
| #4 | Ken'Darrius Hamilton | ken-DARE-ee-iss |
| #12 | Hampus Ahlin | oo-LEEN |
| #13 | Samson Oyediran | oh-YAY-der-in |
| #14 | Darreon Reddick | DARE-e-on RED-ick |
| #21 | Christian Mekowulu | mek-oh-WUU-luu |
| #23 | DaJion Henderson | DAY-jon |
| #30 | Stokley Chaffee Jr. | STOKE-Lee CHAFF-ee |
| AC | Randy Peele | PEEL |
| DOBO | Janna Eichelberger | EYE-kuhl-berger |
| S&C | Tersoo Uhaa | TESS-o UU-ha |

LAST 3 GAMES

| | | |
|------|---------------------|----------|
| 1/11 | at Eastern Illinois | W, 69-65 |
| 1/13 | at SIUE | L, 82-79 |
| 1/18 | AUSTIN PEAY | W, 70-56 |

NEXT 3 GAMES

| | | |
|------|------------------|-----------|
| 1/20 | MURRAY STATE | 7:30 p.m. |
| 1/25 | SIUE | 7:30 p.m. |
| 1/27 | EASTERN ILLINOIS | 7:30 p.m. |

RECORD**8-10** OVERALL
3-4 OVC